



INTERNATIONAL APPLICATION PUBLISHED UNDER THE PATENT COOPERATION TREATY (PCT)

(51) International Patent Classification ⁷ : A61K 31/421, 31/341, 31/277, C07D 263/32, 307/20, C07C 275/34	A1	(11) International Publication Number: WO 00/56331 (43) International Publication Date: 28 September 2000 (28.09.00)
(21) International Application Number: PCT/US00/07129 (22) International Filing Date: 17 March 2000 (17.03.00) (30) Priority Data: 60/125,507 19 March 1999 (19.03.99) US 60/174,882 7 January 2000 (07.01.00) US (71) Applicant (for all designated States except US): VERTEX PHARMACEUTICALS INCORPORATED [US/US]; 130 Waverly Street, Cambridge, MA 02139-4242 (US). (72) Inventors; and (75) Inventors/Applicants (for US only): STAMOS, Dean [US/US]; 28 Londonderry Avenue, Framingham, MA 01701 (US). TRUDEAU, Martin [US/US]; 163 Merrimack Meadows, Tewksbury, MA 01876 (US). BETHIEL, Scott [US/US]; 17 Forest Street, Apt. 21, Cambridge, MA 02140 (US). BARDIA, Michael [US/US]; 20 Meadowbrook Road, Bedford, MA 01730 (US). SAUNDERS, Jeffrey [US/US]; 164 Parker Street, Acton, MA 10720 (US). (74) Agents: MARKS, Andrew; Vertex Pharmaceuticals Inc., 130 Waverly Street, Cambridge, MA 02139-4242 (US) et al.	(81) Designated States: AE, AL, AM, AT, AU, AZ, BA, BB, BG, BR, BY, CA, CH, CN, CR, CU, CZ, DE, DK, DM, DZ, EE, ES, FI, GB, GD, GE, GH, GM, HR, HU, ID, IL, IN, IS, JP, KE, KG, KP, KR, KZ, LC, LK, LR, LS, LT, LU, LV, MA, MD, MG, MK, MN, MW, MX, NO, NZ, PL, PT, RO, RU, SD, SE, SG, SI, SK, SL, TJ, TM, TR, TT, TZ, UA, UG, US, UZ, VN, YU, ZA, ZW, ARIPO patent (GH, GM, KE, LS, MW, SD, SL, SZ, TZ, UG, ZW), Eurasian patent (AM, AZ, BY, KG, KZ, MD, RU, TJ, TM), European patent (AT, BE, CH, CY, DE, DK, ES, FI, FR, GB, GR, IE, IT, LU, MC, NL, PT, SE), OAPI patent (BF, BJ, CF, CG, CI, CM, GA, GN, GW, ML, MR, NE, SN, TD, TG). Published <i>With international search report.</i>	
(54) Title: INHIBITORS OF IMPDH ENZYME		
(57) Abstract <p>The present invention relates to compounds which inhibit IMPDH. This invention also relates to pharmaceutical compositions comprising these compounds. The compounds and pharmaceutical compositions of this invention are particularly well suited for inhibiting IMPDH enzyme activity and consequently, may be advantageously used as therapeutic agents for IMPDH-mediated processes. This invention also relates to methods for inhibiting the activity of IMPDH using the compounds of this invention and related compounds.</p>		

FOR THE PURPOSES OF INFORMATION ONLY

Codes used to identify States party to the PCT on the front pages of pamphlets publishing international applications under the PCT.

AL	Albania	ES	Spain	LS	Lesotho	SI	Slovenia
AM	Armenia	FI	Finland	LT	Lithuania	SK	Slovakia
AT	Austria	FR	France	LU	Luxembourg	SN	Senegal
AU	Australia	GA	Gabon	LV	Latvia	SZ	Swaziland
AZ	Azerbaijan	GB	United Kingdom	MC	Monaco	TD	Chad
BA	Bosnia and Herzegovina	GE	Georgia	MD	Republic of Moldova	TG	Togo
BB	Barbados	GH	Ghana	MG	Madagascar	TJ	Tajikistan
BE	Belgium	GN	Guinea	MK	The former Yugoslav Republic of Macedonia	TM	Turkmenistan
BF	Burkina Faso	GR	Greece	ML	Mali	TR	Turkey
BG	Bulgaria	HU	Hungary	MN	Mongolia	TT	Trinidad and Tobago
BJ	Benin	IE	Ireland	MR	Mauritania	UA	Ukraine
BR	Brazil	IL	Israel	MW	Malawi	UG	Uganda
BY	Belarus	IS	Iceland	MX	Mexico	US	United States of America
CA	Canada	IT	Italy	NE	Niger	UZ	Uzbekistan
CF	Central African Republic	JP	Japan	NL	Netherlands	VN	Viet Nam
CG	Congo	KE	Kenya	NO	Norway	YU	Yugoslavia
CH	Switzerland	KG	Kyrgyzstan	NZ	New Zealand	ZW	Zimbabwe
CI	Côte d'Ivoire	KP	Democratic People's Republic of Korea	PL	Poland		
CM	Cameroon	KR	Republic of Korea	PT	Portugal		
CN	China	KZ	Kazakstan	RO	Romania		
CU	Cuba	LC	Saint Lucia	RU	Russian Federation		
CZ	Czech Republic	LI	Liechtenstein	SD	Sudan		
DE	Germany	LK	Sri Lanka	SE	Sweden		
DK	Denmark	LR	Liberia	SG	Singapore		
EE	Estonia						

INHIBITORS OF IMPDH ENZYMETECHNICAL FIELD OF THE INVENTION

This application claims priority from U.S. Provisional Applications Serial Number 60/125,507 Filed
5 March 19, 1999 and U.S. Provisional Serial Number 60/174,882 filed January 7, 2000.

The present invention relates to compounds which inhibit IMPDH. This invention also relates to
10 pharmaceutical compositions comprising these compounds. The compounds and pharmaceutical compositions of this invention are particularly well suited for inhibiting IMPDH enzyme activity and consequently, may be advantageously used as therapeutic agents for IMPDH-
15 mediated processes. This invention also relates to methods for inhibiting the activity of IMPDH using the compounds of this invention and related compounds.

BACKGROUND OF THE INVENTION

The synthesis of nucleotides in organisms is
20 required for the cells in those organisms to divide and replicate. Nucleotide synthesis in mammals may be achieved through one of two pathways: the *de novo* synthesis pathway or the salvage pathway. Different cell types use these pathways to a different extent.

25 Inosine-5'-monophosphate dehydrogenase (IMPDH; EC 1.1.1.205) is an enzyme involved in the *de novo* synthesis of guanine nucleotides. IMPDH catalyzes the NAD-dependent oxidation of inosine-5'-monophosphate (IMP) to xanthosine-5'-monophosphate (XMP) [Jackson R.C. et. al., Nature, 256, pp. 331-333, (1975)].
30

IMPDH is ubiquitous in eukaryotes, bacteria and protozoa [Y. Natsumeda & S.F. Carr, Ann. N.Y. Acad., 696, pp. 88-93 (1993)]. The prokaryotic forms share 30-40% sequence identity with the human enzyme. Two isoforms of
5 human IMPDH, designated type I and type II, have been identified and sequenced [F.R. Collart and E. Huberman, J. Biol. Chem., 263, pp. 15769-15772, (1988); Y. Natsumeda et. al., J. Biol. Chem., 265, pp. 5292-5295, (1990)]. Each is 514 amino acids, and they share 84%
10 sequence identity. Both IMPDH type I and type II form active tetramers in solution, with subunit molecular weights of 56 kDa [Y. Yamada et. al., Biochemistry, 27, pp. 2737-2745 (1988)].

The *de novo* synthesis of guanosine nucleotides,
15 and thus the activity of IMPDH, is particularly important in B and T-lymphocytes. These cells depend on the *de novo*, rather than salvage pathway to generate sufficient levels of nucleotides necessary to initiate a proliferative response to mitogen or antigen [A.C.
20 Allison et. al., Lancet II, 1179, (1975) and A.C. Allison et. al., Ciba Found. Symp., 48, 207, (1977)]. Thus, IMPDH is an attractive target for selectively inhibiting the immune system without also inhibiting the proliferation of other cells.

25 Immunosuppression has been achieved by inhibiting a variety of enzymes including for example, the phosphatase calcineurin (inhibited by cyclosporin and FK-506); dihydroorotate dehydrogenase, an enzyme involved in the biosynthesis of pyrimidines (inhibited by
30 leflunomide and brequinar); the kinase FRAP (inhibited by rapamycin); and the heat shock protein hsp70 (inhibited by deoxyspergualin). [See B. D. Kahan, Immunological Reviews, 136, pp. 29-49 (1993); R. E. Morris, The Journal

of Heart and Lung Transplantation, 12(6), pp. S275-S286 (1993)].

Inhibitors of IMPDH are also known. United States patents 5,380,879 and 5,444,072 and PCT publications WO 94/01105 and WO 94/12184 describe mycophenolic acid (MPA) and some of its derivatives as potent, uncompetitive, reversible inhibitors of human IMPDH type I ($K_i=33$ nM) and type II ($K_i=9$ nM). MPA has been demonstrated to block the response of B and T-cells to mitogen or antigen [A. C. Allison et. al., Ann. N. Y. Acad. Sci., 696, 63, (1993)].

Immunosuppressants, such as MPA, are useful drugs in the treatment of transplant rejection and autoimmune diseases. [R. E. Morris, Kidney Intl., 49, Suppl. 53, S-26, (1996)]. However, MPA is characterized by undesirable pharmacological properties, such as gastrointestinal toxicity. [L. M. Shaw, et. al., Therapeutic Drug Monitoring, 17, pp. 690-699, (1995)].

Nucleoside analogs such as tiazofurin, ribavirin and mizoribine also inhibit IMPDH [L. Hedstrom, et. al. Biochemistry, 29, pp. 849-854 (1990)]. These compounds, however, suffer from lack of specificity to IMPDH.

Mycophenolate mofetil, a prodrug which quickly liberates free MPA *in vivo*, was recently approved to prevent acute renal allograft rejection following kidney transplantation. [L. M. Shaw, et. al., Therapeutic Drug Monitoring, 17, pp. 690-699, (1995); H. W. Sollinger, Transplantation, 60, pp. 225-232 (1995)]. Several clinical observations, however, limit the therapeutic potential of this drug. [L. M. Shaw, et. al., Therapeutic Drug Monitoring, 17, pp. 690-699, (1995)]. MPA is rapidly metabolized to the inactive glucuronide *in vivo*. [A.C. Allison and E.M. Eugui, Immunological Reviews, 136,

pp. 5-28 (1993)]. The glucuronide then undergoes enterohepatic recycling causing accumulation of MPA in the gastrointestinal tract where it cannot exert its IMPDH inhibitory activity on the immune system. This effectively lowers the drug's *in vivo* potency, while increasing its undesirable gastrointestinal side effects.

More recently, IMPDH inhibitors of different classes have been described in PCT publications WO 97/40028 and WO 98/40381.

It is also known that IMPDH plays a role in other metabolic events. Increased IMPDH activity has been observed in rapidly proliferating human leukemic cell lines and other tumor cell lines, indicating IMPDH as a target for anti-cancer as well as immunosuppressive chemotherapy [M. Nagai et. al., Cancer Res., 51, pp. 3886-3890, (1991)]. IMPDH has also been shown to play a role in the proliferation of smooth muscle cells, indicating that inhibitors of IMPDH, such as MPA or rapamycin, may be useful in preventing restenosis or other hyperproliferative vascular diseases [C. R. Gregory et al., Transplantation, 59, pp. 655-61 (1995); PCT publication WO 94/12184; and PCT publication WO 94/01105].

Additionally, IMPDH has been shown to play a role in viral replication in some virus-infected cell lines. [S.F. Carr, J. Biol. Chem., 268, pp. 27286-27290 (1993)]. Analogous to lymphocytes and lymphocytic and tumor cell lines, the implication is that the *de novo*, rather than the salvage, pathway is critical in the process of viral replication.

Thus, there remains a need for potent IMPDH inhibitors with improved pharmacological properties. Such inhibitors would have therapeutic potential as immunosuppressants, anti-cancer agents, anti-vascular

hyperproliferative agents, anti-inflammatory agents, antifungal agents, antipsoriatic and anti-viral agents.

SUMMARY OF THE INVENTION

5 The present invention provides compounds, and pharmaceutically acceptable derivatives thereof, that are useful as inhibitors of IMPDH. The compounds of this invention can be used alone or in combination with other therapeutic or prophylactic agents, such as anti-virals, 10 anti-inflammatory agents, antibiotics, and immunosuppressants for the treatment or prophylaxis of transplant rejection and autoimmune disease.

 Additionally, these compounds are useful, alone or in combination with other agents, as therapeutic and 15 prophylactic agents for antiviral, anti-tumor, anti-cancer, anti-inflammatory agents, antifungal agents, antipsoriatic immunosuppressive chemotherapy and restenosis therapy regimens.

 The invention also provides pharmaceutical 20 compositions comprising the compounds of this invention, as well as multi-component compositions comprising additional IMPDH compounds together with an immunosuppressant. The invention also provides methods of using the compounds of this invention, as well as 25 other related compounds, for the inhibition of IMPDH.

DETAILED DESCRIPTION OF THE INVENTION

 In order that the invention herein described may be more fully understood, the following detailed description is set forth. In the description, the 30 following abbreviations are used:

<u>Designation</u>	<u>Reagent or Fragment</u>
Ac	acetyl
Me	methyl

	Et	ethyl
	Bn	benzyl
	CDI	carbonyldiimidazole
	DBU	1,8-diazabicyclo[5.4.0]undec-7-ene
5	DIEA	diisopropylethylamine
	DMAP	dimethylaminopyridine
	DMF	dimethylformamide
	DMSO	dimethylsulfoxide
	DPPA	diphenyl phosphoryl acid
10	EDC	1-(3-dimethylaminopropyl)-3-ethylcarbodiimide hydrochloride
	EtOAc	ethyl acetate
	IPA	isopropyl alcohol
15	MeCN	acetonitrile
	THF	tetrahydrofuran
	TEA	triethylamine
	t-bu	tert-butyl
	BOC	butyloxycarbonyl

20 The following terms are employed herein:
 Unless expressly stated to the contrary, the terms "-SO₂-" and "-S(O)₂-" as used herein refer to a sulfone or sulfone derivative (i.e., both appended groups linked to the S), and not a sulfinate ester.

25 The terms "halo" or "halogen" refer to a radical of fluorine, chlorine, bromine or iodine.

 The term "immunosuppressant" refers to a compound or drug which possesses immune response inhibitory activity. Examples of such agents include
 30 cyclosporin A, FK506, rapamycin, leflunomide, deoxyspergualin, prednisone, azathioprine, mycophenolate mofetil, OKT3, ATAG, interferon and mizoribine.

The term "interferon" refers to all forms of interferons, including but not limited to alpha, beta and gamma forms.

IMPDH-mediated disease refers to any disease state in which the IMPDH enzyme plays a regulatory role in the metabolic pathway of that disease. Examples of IMPDH-mediated disease include transplant rejection and autoimmune diseases, such as rheumatoid arthritis, multiple sclerosis, juvenile diabetes, asthma, and inflammatory bowel disease, as well as inflammatory diseases, cancer, viral replication diseases and vascular diseases.

For example, the compounds, compositions and methods of using them of this invention may be used in the treatment of transplant rejection (e.g., kidney, liver, heart, lung, pancreas (islet cells), bone marrow, cornea, small bowel and skin allografts and heart valve xenografts), rheumatoid arthritis, multiple sclerosis, juvenile diabetes, asthma, inflammatory bowel disease (Crohn's disease, ulcerative colitis), lupus, diabetes mellitus, myasthenia gravis, psoriasis, dermatitis, eczema, seborrhea, pulmonary inflammation, eye uveitis, hepatitis, Grave's disease, Hashimoto's thyroiditis, Behcet's or Sjorgen's syndrome (dry eyes/mouth), pernicious or immunohaemolytic anaemia, idiopathic adrenal insufficiency, polyglandular autoimmune syndrome, and glomerulonephritis, scleroderma, lichen planus, viteligo (depigmentation of the skin), autoimmune thyroiditis, and alveolitis, inflammatory diseases such as osteoarthritis, acute pancreatitis, chronic pancreatitis, asthma and adult respiratory distress syndrome, as well as in the treatment of cancer and tumors, such as solid tumors, lymphomas and leukemia, vascular diseases, such as restenosis, stenosis and

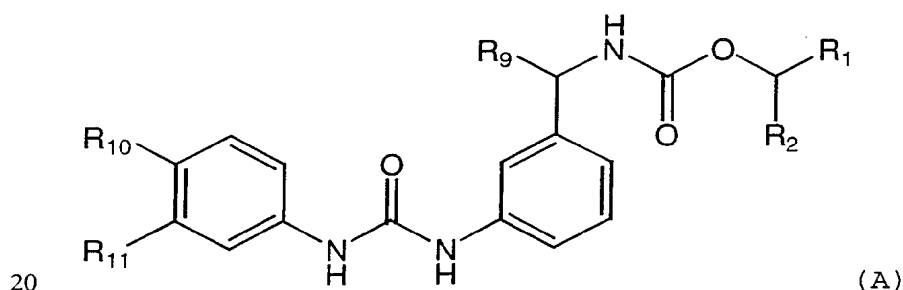
atherosclerosis, and DNA and RNA viral replication diseases, such as retroviral diseases, and herpes.

Additionally, IMPDH enzymes are also known to be present in bacteria and thus may regulate bacterial growth. As such, the IMPDH-inhibitor compounds, compositions and methods described herein may be useful in treatment or prevention of bacterial infection, alone or in combination with other antibiotic agents.

The term "treating" as used herein refers to the alleviation of symptoms of a particular disorder in a patient or the improvement of an ascertainable measurement associated with a particular disorder. As used herein, the term "patient" refers to a mammal, including a human.

The terms "HBV", "HCV" and "HGV" refer to hepatitis-B virus, hepatitis-C virus and hepatitis-G virus, respectively.

According to one embodiment, the invention provides compounds of formula A:



wherein:

each of R_1 and R_2 is independently selected from hydrogen; $-CF_3$; $-(C_1-C_6)$ -straight or branched alkyl; $-(C_2-C_6)$ -straight or branched alkenyl or alkynyl; $-(C_1-C_6)$ -straight or branched alkyl- R_7 ; $-[(C_2-C_6)$ -straight or branched alkenyl or alkynyl]- R_7 or $-R_7$; and wherein at least one of R_1 or R_2 is $-(C_1-C_6)$ -straight or branched alkyl- R_7 ; $-[(C_2-C_6)$ -straight

25

or branched alkenyl or alkynyl]-R₇ or -R₇

wherein up to 4 hydrogen atoms in any of said alkyl, alkenyl or alkynyl are optionally and independently replaced by R₃; or

5

wherein R₁ and R₂ are

alternatively taken together to form tetrahydrofuranyl, wherein when R₉ is hydrogen, (R)-methyl, (R)-ethyl or (R)-hydroxymethyl, one hydrogen atom in said tetrahydrofuran is replaced by -OR₆ or -R₇, and wherein when R₉ is (S)-
10 methyl, (S)-ethyl or (S)-hydroxymethyl, one hydrogen atom in said tetrahydrofuran is optionally replaced by -OR₆ or -R₇;

wherein when R₉ is hydrogen, (R)-methyl, (R)-ethyl or (R)-hydroxymethyl and each of R₁ and
15 R₂ are independently hydrogen, unsubstituted -(C₁-C₆)-straight or branched alkyl, or unsubstituted -(C₂-C₆)-straight or branched alkenyl or alkynyl, then the portion of the compound represented by -CH(R₁)R₂ is a C₅-C₁₂ straight or branched alkyl, alkenyl or alkynyl;

20

each R₃ is independently selected from halo, CN, -OR₄, or -N(R₅)₂;

R₄ is selected from hydrogen, -(C₁-C₆)-straight or branched alkyl, -(C₂-C₆)-straight or branched alkenyl or alkynyl, -[(C₁-C₆)-straight or
25 branched alkyl]-R₇, -[(C₂-C₆)-straight or branched alkenyl or alkynyl]-R₇, -C(O)-[(C₁-C₆)-straight or branched alkyl], -C(O)-[(C₂-C₆)-straight or branched alkenyl or alkynyl], -C(O)-[(C₁-C₆)-straight or branched alkyl]-N(R₈)₂, -C(O)-[(C₂-C₆)-straight or branched alkenyl or alkynyl]-N(R₈)₂,
30 -P(O)(OR₈)₂, -P(O)(OR₈)(R₈), -C(O)-R₇, -[(C₁-C₆)-straight or branched alkyl]-CN, -S(O)₂N(R₅)₂ or -[(C₂-C₆)-straight or branched alkenyl or alkynyl]-CN;

each R₅ is independently selected from hydrogen, -(C₁-C₆)-straight or branched alkyl, -(C₂-

C_6)-straight or branched alkenyl or alkynyl, -[(C_1-C_6)-
 straight or branched alkyl]- R_7 , -[(C_2-C_6)-straight or
 branched alkenyl or alkynyl]- R_7 , -[(C_1-C_6)-straight
 alkyl]-CN, -[(C_2-C_6)-straight or branched alkenyl or
 5 alkynyl]-CN, -[(C_1-C_6)-straight or branched alkyl]- OR_4 ,
 -[(C_2-C_6)-straight or branched alkenyl or alkynyl]- OR_4 , -
 $C(O)-(C_1-C_6)$ -straight or branched alkyl, - $C(O)-[(C_2-C_6)$ -
 straight or branched alkenyl or alkynyl], - $C(O)-R_7$,
 - $C(O)O-R_7$, - $C(O)O-(C_1-C_6)$ -straight or branched alkyl,
 10 - $C(O)O-[(C_2-C_6)$ -straight or branched alkenyl or alkynyl],
 - $S(O)_2-(C_1-C_6)$ -straight or branched alkyl, or - $S(O)_2-R_7$; or
 two R_5 moieties, when bound to the same nitrogen atom, are
 taken together with said nitrogen atom to form a 3 to 7-
 membered heterocyclic ring, wherein said heterocyclic
 15 ring optionally contains 1 to 3 additional heteroatoms
 independently selected from N, O, S, $S(O)$ or $S(O)_2$;

R_6 is selected from - $C(O)-CH_3$,
 - $CH_2-C(O)-OH$, - $CH_2-C(O)-O-tBu$, - CH_2-CN , or - $CH_2-C\equiv CH$;

each R_7 is a monocyclic or
 20 bicyclic ring system wherein in said ring system:

- i. each ring comprises 3 to 7 ring atoms
independently selected from C, N, O or S;
- ii. no more than 4 ring atoms are selected
from N, O or S;
- 25 iii. any CH_2 is optionally replaced with $C(O)$;
- iv. any S is optionally replaced with $S(O)$ or
 $S(O)_2$;

each R_8 is independently selected from hydrogen or
 -[(C_1-C_4)-straight or branched alkyl];

30 wherein in any ring system in said compound up to 3
 hydrogen atoms bound to the ring atoms are optionally and
 independently replaced with halo, hydroxy, nitro, cyano,
 amino, (C_1-C_4)-straight or branched alkyl; O-(C_1-C_4)-
 straight or branched alkyl, (C_2-C_4)-straight or branched

alkenyl or alkynyl, or O-(C₂-C₄)-straight or branched
alkenyl or alkynyl; and

wherein any ring system is
optionally benzofused;

5 R₉ is selected from
hydrogen, (R)-methyl, (S)-methyl, (R)-ethyl, (S)-ethyl,
(R)-hydroxymethyl or (S)-hydroxymethyl;

R₁₀ is selected from -C=N or
5-oxazolyl; and

10 R₁₁ is selected from halo,
-O-(C₁-C₃) straight alkyl, or -O-(C₂-C₃) straight alkenyl
or alkynyl.

Also within the scope
of formula (A) are prodrugs, which are formed by
15 esterifying either or both of R₁ or R₂. Examples of such
prodrugs are compounds 143 to 156 in Table 1, set forth
below.

The term "monocyclic
ring system", as used herein, includes saturated,
20 partially unsaturated and fully unsaturated ring
structures. The term "bicyclic ring system", as used
herein, includes systems wherein each ring is
independently saturated, partially unsaturated and fully
unsaturated. Examples of monocyclic and bicyclic ring
25 systems useful in the compounds of this invention
include, but are not limited to, cyclopentane,
cyclopentene, indane, indene, cyclohexane, cyclohexene,
cyclohexadiene, benzene, tetrahydronaphthalene,
decahydronaphthalene, naphthalene, pyridine, piperidine,
30 pyridazine, pyrimidine, pyrazine, 1,2,3-triazine, 1,2,4 -
triazine, 1,3,5-triazine, 1,2,3,4-tetrazine, 1,2,4,5-
tetrazine, 1,2,3,4-tetrahydroquinoline, quinoline,
1,2,3,4-tetrahydroisoquinoline, isoquinoline, cinnoline,
phthalazine, quinazoline, quinoxaline, 1,5-naphthyridine,

1,6-naphthyridine, 1,7-naphthyridine, 1,8-naphthyridine,
2,6-naphthyridine, 2,7-naphthyridine, pteridine,
acridine, phenazine, 1,10-phenatroline, dibenzopyrans, 1-
benzopyrans, phenothiazine, phenoxazine, thianthrene,
5 dibenzo-p-dioxin, phenoxathiin, phenoxthionine,
morpholine, thiomorpholine, tetrahydropyan, pyran,
benzopyran, 1,4-dioxane, 1,3-dioxane, dihyropyridine,
dihydropyran, 1-pyrindine, quinuclidine,
triazolopyridine, β -carboline, indolizine, quinolizidine,
10 tetrahydronaphtheridine, diazaphenanthrenes, thiopyran,
tetrahydrothiopyran, benzodioxane, furan, benzofuran,
tetrahydrofuran, pyrrole, indole, thiophene,
benzothiopene, carbazole, pyrrolidine, pyrazole,
isoxazole, isothiazole, imidazole, oxazole, thiazole,
15 1,2,3-triazole, 1,2,4-triazole, 1,2,3-oxadiazole, 1,2,4-
oxadiazole, 1,3,4 oxadiazole, 1,2,5-oxadiazole, 1,2,3-
thiadiazole, 1,2,4-thiadiazole, 1,3,4-thiadiazole, 1,2,5
thiadiazole, tetrazole, benzothiazole, benzoxazole,
benzotriazole, benzimidazole, benzopyrazole,
20 benzisothiazole, benzisoxazole and purine.

Additional monocyclic and bicyclic structures falling within the above description may be found in A.R. Katritzky, and C.W. Rees, eds.

25 "Comprehensive Heterocyclic Chemistry: Structure, Reactions, Synthesis and Use of Heterocyclic Compounds, Vol. 1-8," Pergamon Press, NY (1984), the disclosure of which is herein incorporated by reference.

It should be understood that heterocycles may be attached to the rest of the
30 compound by any atom of the heterocycle which results in the creation of a stable structure.

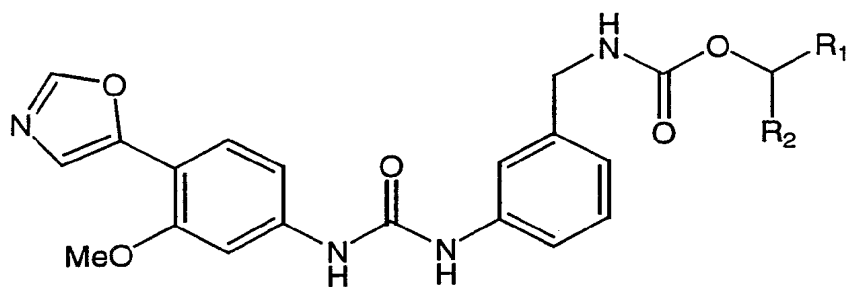
The term "ring atom", as used herein, refers to a backbone atom that makes up the ring. Such ring atoms are selected from C, N, O or S and are bound to 2 or 3

13

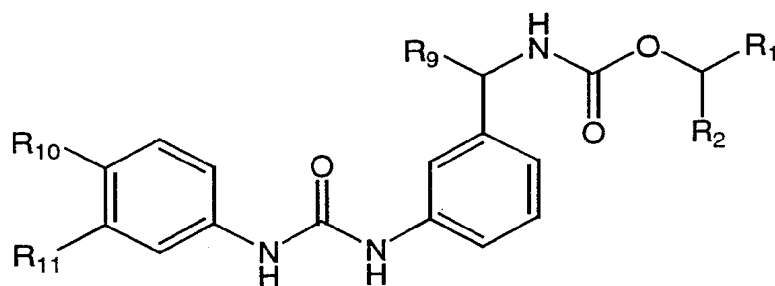
other such ring atoms (3 in the case of certain ring atoms in a bicyclic ring system). The term "ring atom" does not include hydrogen.

The terms "-[(C₁-C₆)-straight or branched alkyl]-X" and "-[(C₂-C₆)-straight or branched alkenyl or alkynyl]-X", wherein X is anything indicated as being bound to the alkyl, alkenyl or alkynyl, denotes that one or more X groups may be attached to the alkyl, alkenyl or alkynyl chain at any termini.

10 According to one preferred embodiment, the compound has the formula (I):



R₁ and R₂ are as defined above, or formula (IA):



15 R₉ is selected from (R)-methyl, (S)-methyl, (R)-ethyl, (S)-ethyl, (R)-hydroxymethyl or (S)-hydroxymethyl; and

R₁, R₂, R₁₀ and R₁₁ are as defined above.

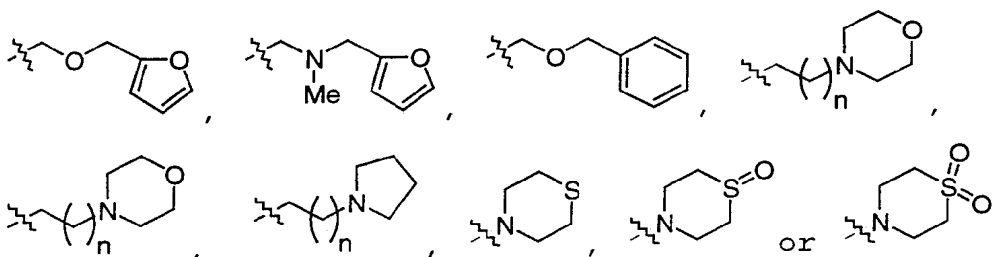
20 According to a more preferred embodiment of formula IA, R₉ is selected from (S)-methyl, (S)-ethyl, or (S)-hydroxymethyl methyl. Most preferably, R₉ is (S)-methyl. Compounds wherein R₉ is selected from (S)-methyl, (S)-ethyl, or (S)-hydroxymethyl methyl and wherein the portion of the compound represented by

14

-CH(R₁)R₂ is a C₁-C₄ straight or branched alkyl, or a C₂-C₄ straight or branched alkenyl or alkynyl fall within the genus of compounds described in WO 97/40028. However, applicants have discovered that the presence of an (S) oriented moiety at R₉ imparts surprising and unexpectedly increased IMPDH inhibitory activity.

According to another preferred embodiment of formula IA, R₁₁ is selected from O-methyl, O-ethyl or O-isopropyl.

According to a more preferred embodiment of formulae (I) and (IA), at least one of R₁ or R₂ is selected from hydrogen, methyl, ethyl, n-propyl, isopropyl, n-butyl, t-butyl, n-pentyl, phenyl, pyridyl, -CH₂OCH₃, -CH₂CN, -CH₂OCH₂CH₂CN, -CH₂C(CH₃)₂CH₂CH₂CN, -CH₂C(CH₂CH₃)₂CH₂CH₂CN, -CH₂CH₂CN, -CH₂N(CH₂CH₂CN)₂, -CH₂N(CH₃)CH₂CH₂CN, -CH(NH₂)CH₂CN, -CH₂Cl, -CH₂OH, -CH₂CH₂OH, -CH₂CH₂OH, -CH₂CH₂CH₂CH₂OH, -CH₂CH₂OC(O)CH₃, -CH₂CH₂OC(O)CH₂NH₂, -CH₂CH₂NHCH₃, -CH₂CH₂N(CH₃)₂, -CH₂CH₂N(CH₂CH₃)₂, -CH₂N(CH₂CH₃)₂, -CH₂CH₂CH₂N(CH₃)₂, -CH₂CH₂CH₂N⁺(CH₃)₃, -CH₂OCH₂CH(CH₃)₂, -CH₂CH₂N(CH₃)C(O)OC(CH₃)₃, -CH₂N(CH₂CH₂CN)CH₂CH(CH₃)₂, -CH(CH₂CN)N(CH₃)₂, -CH₂CH(CH₂CN)NHC(O)OC(CH₃)₃,



wherein n is 0 or 1.

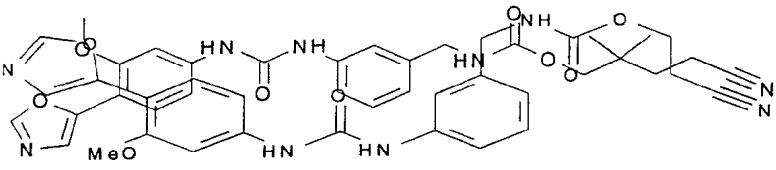
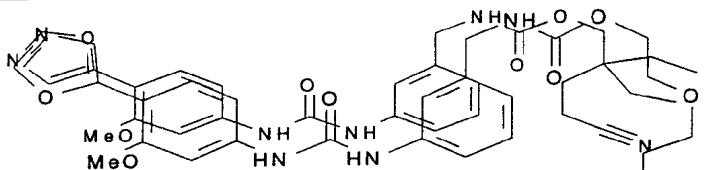
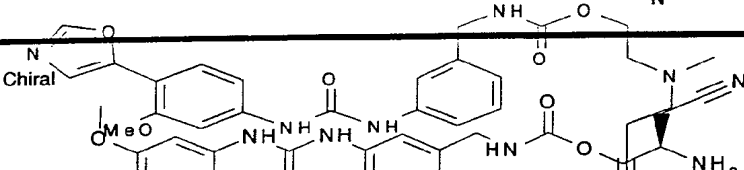
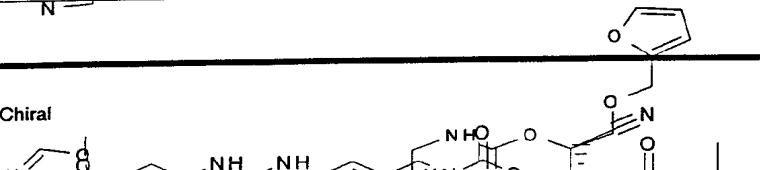
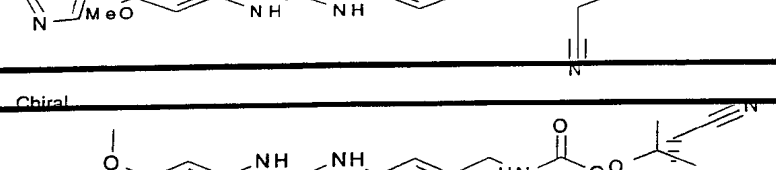
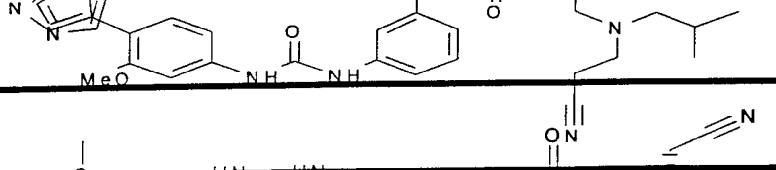
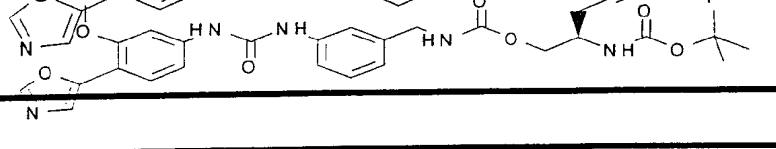
According to an even more preferred embodiment of formula IA, one of R₁ or R₂ is selected from hydrogen, ethyl or phenyl; and the other of R₁ or R₂ is selected from -CH₂OH, -CH₂CN, -CH₂CH₂CN or CH₂N(CH₂CH₃)₂; or R₁ and R₂ are taken together to form a 3-tetrahydrofuranyl moiety.

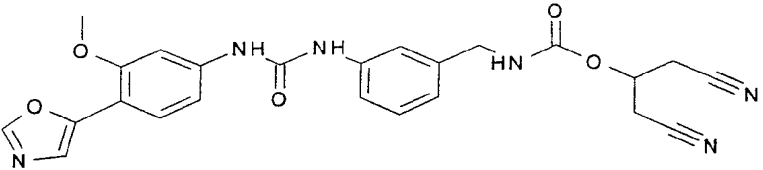
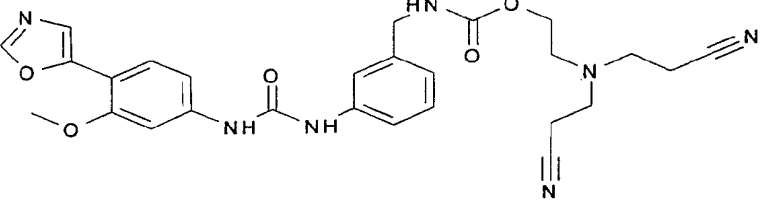
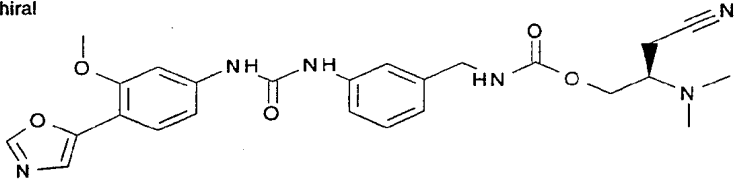
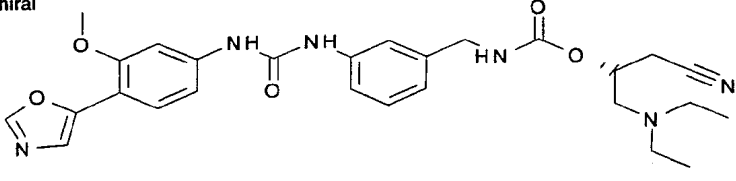
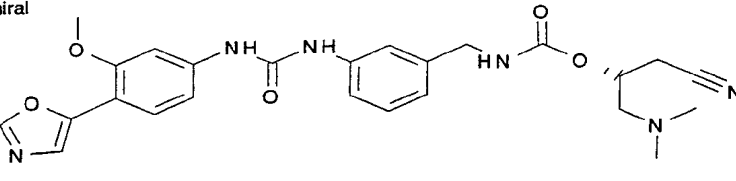
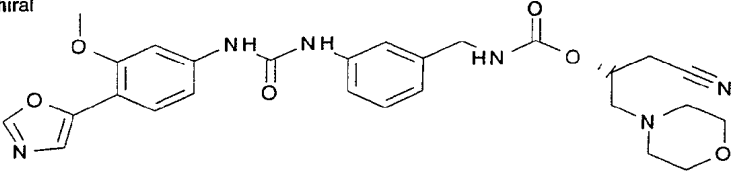
According to an alternate preferred embodiment

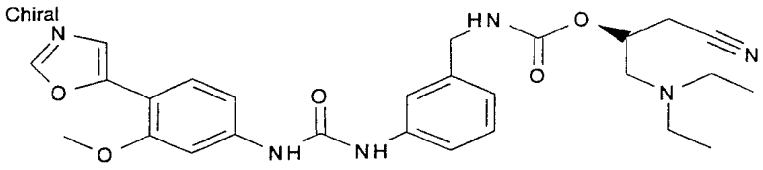
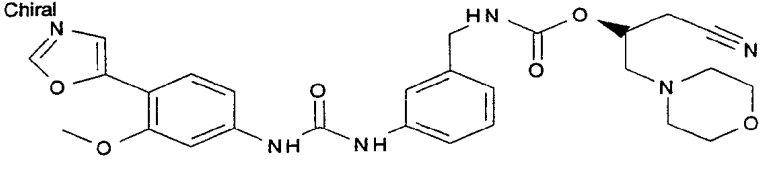
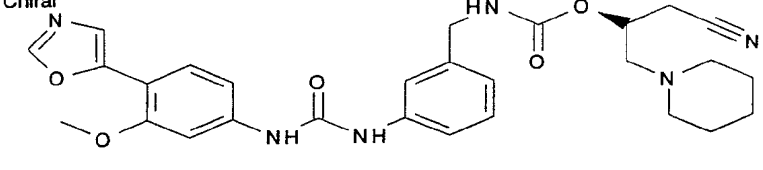
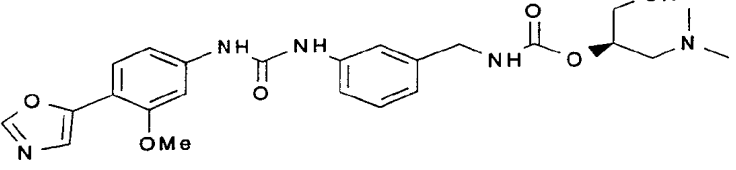
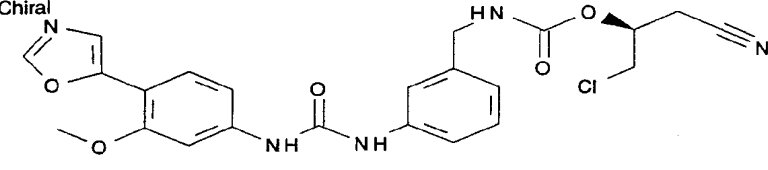
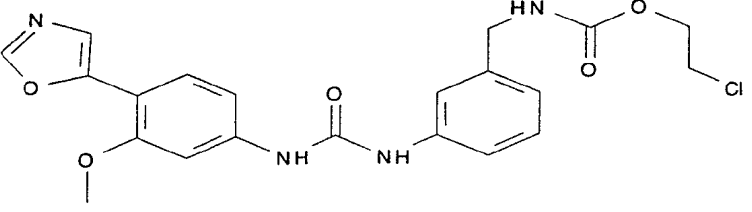
of formula I, R₁ and R₂ are taken together to form a 3-tetrahydrofuranyl moiety that is substituted by -OR₆.

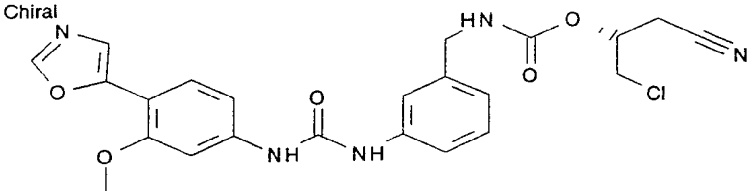
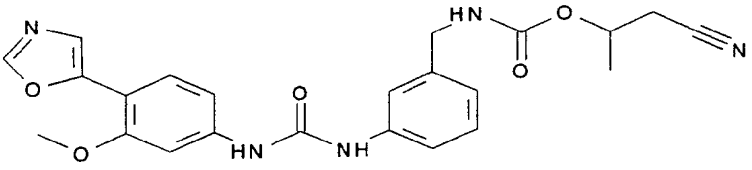
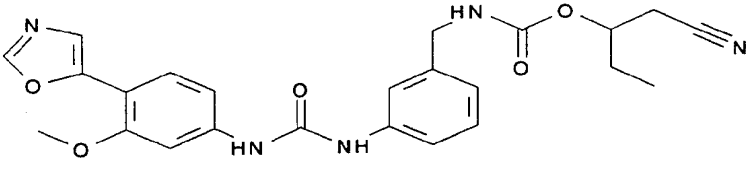
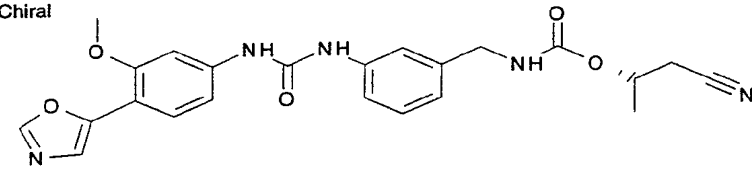
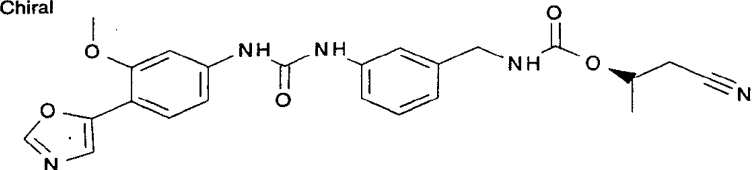
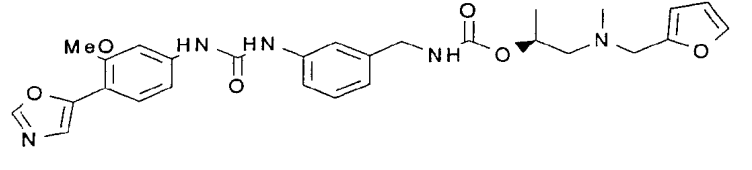
According to another preferred embodiment, the compound of formula A is selected from any of those set forth in Table 1, below.

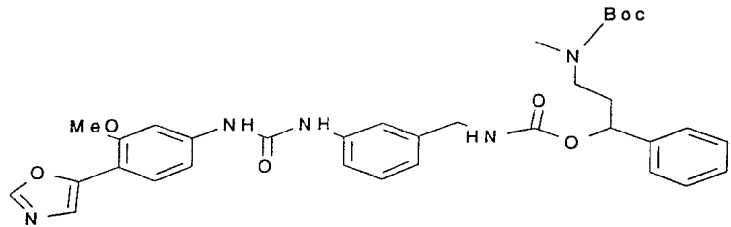
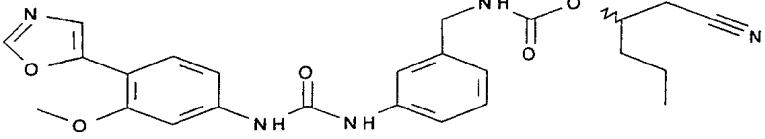
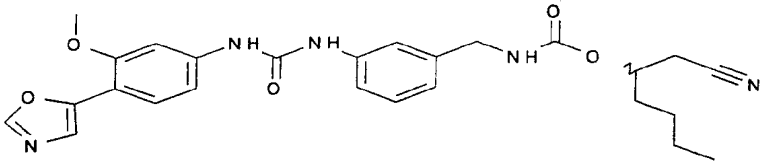
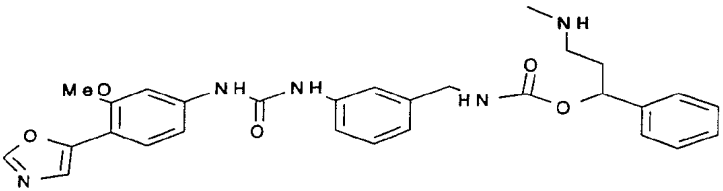
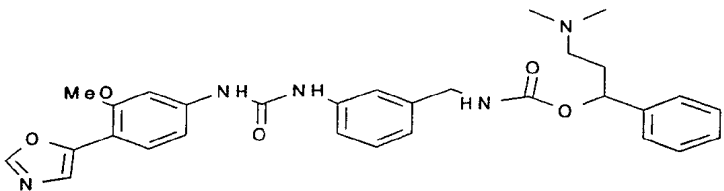
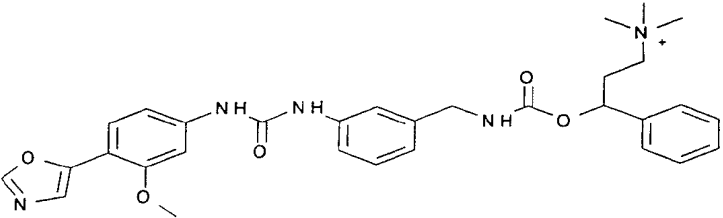
TABLE 1. Compounds.

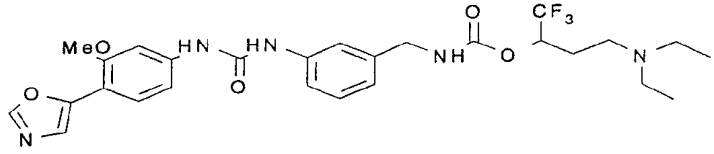
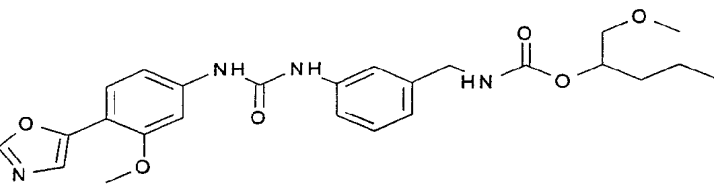
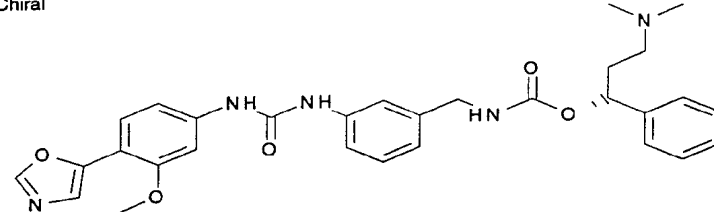
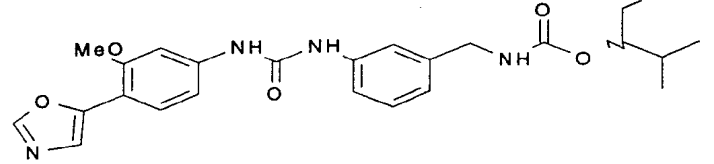
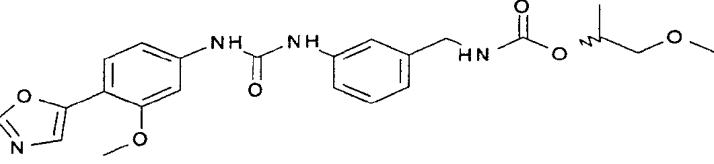
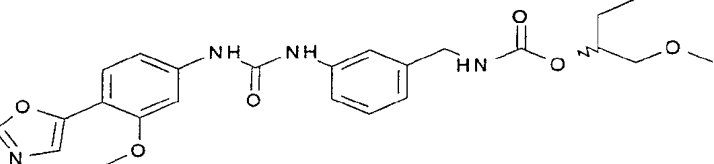
1	
2	
3	
4	
5	
6	
7	

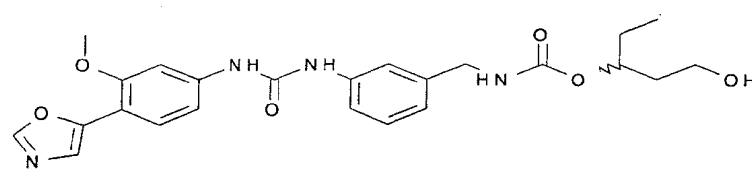
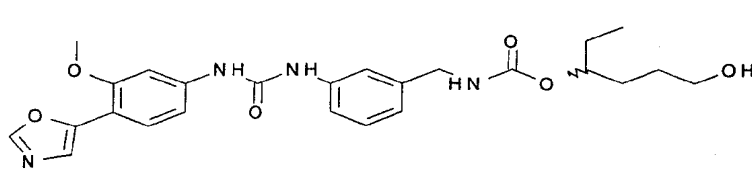
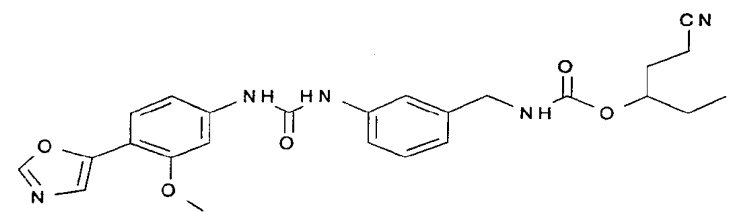
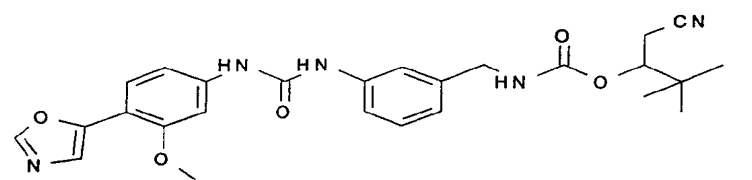
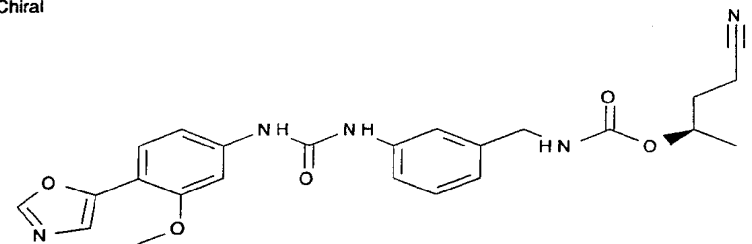
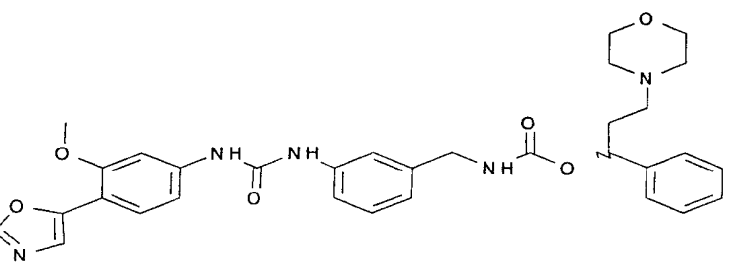
13	
14	
15	Chiral 
16	Chiral 
17	Chiral 
18	Chiral 

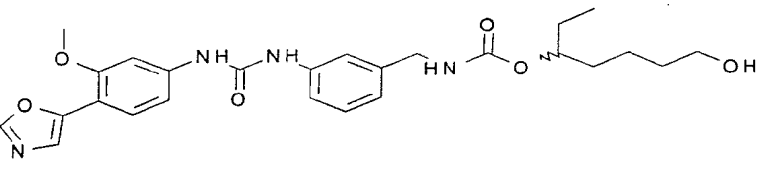
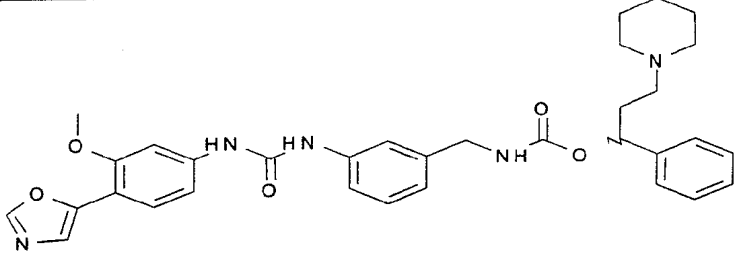
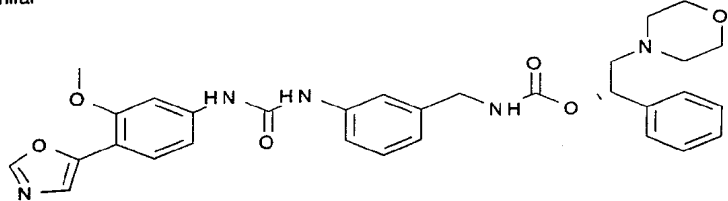
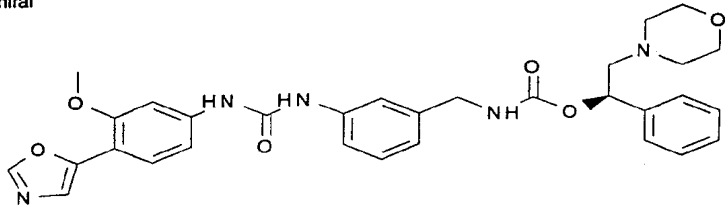
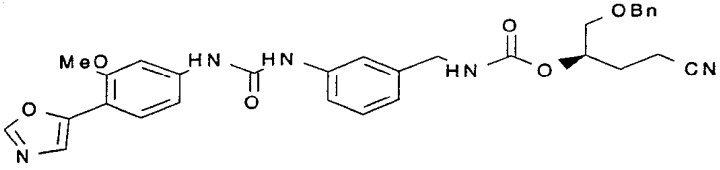
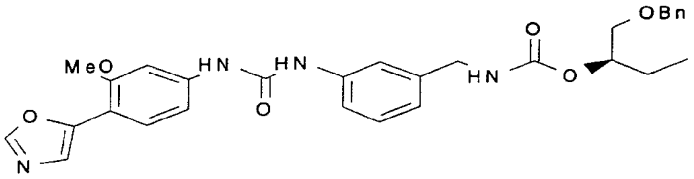
19	
20	
21	
22	
23	
24	

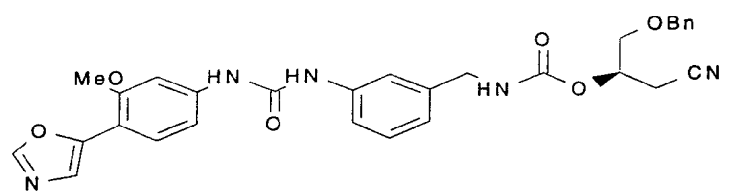
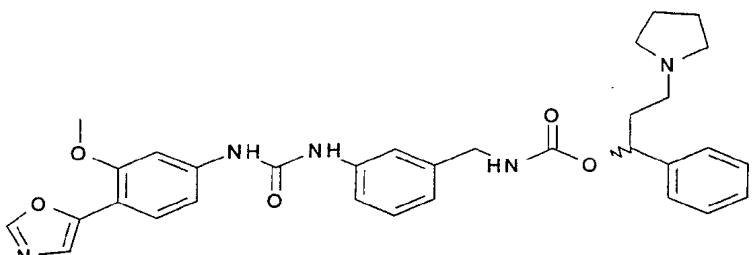
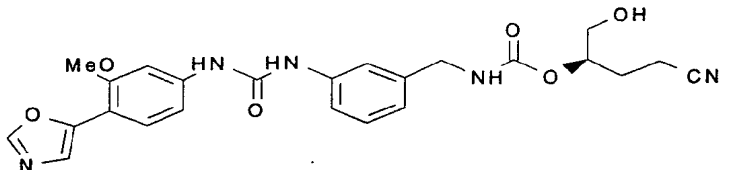
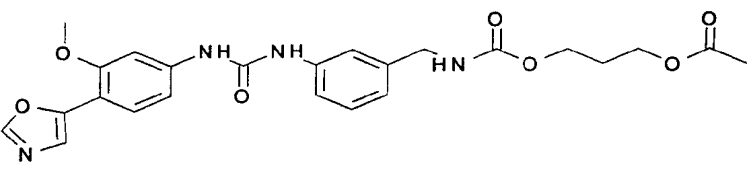
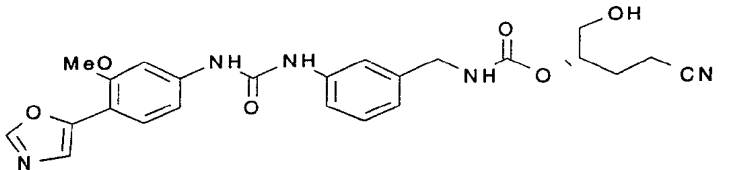
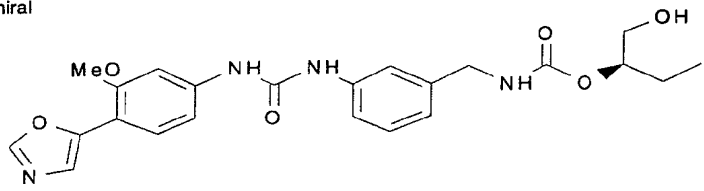
25	<p>Chiral</p> 
26	
27	
28	<p>Chiral</p> 
29	<p>Chiral</p> 
30	

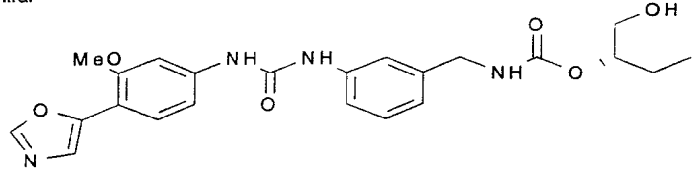
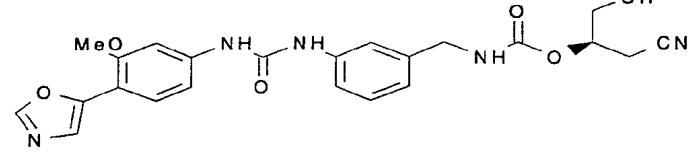
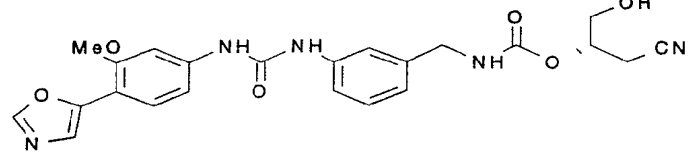
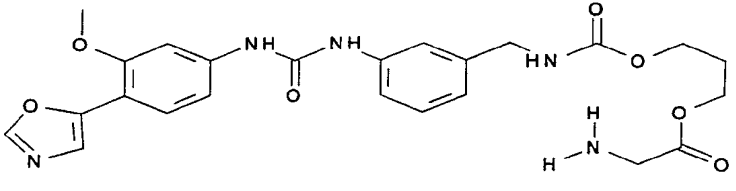
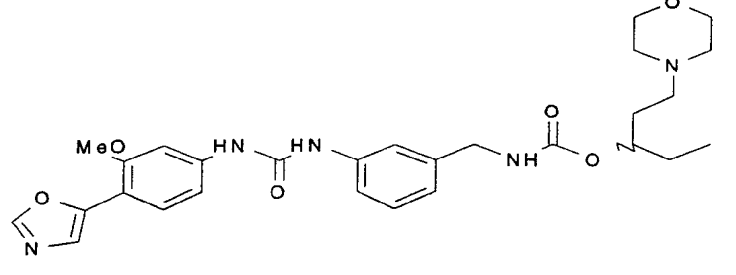
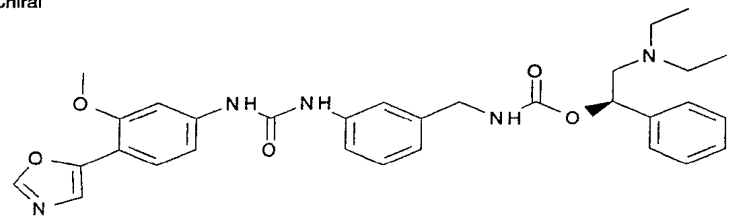
31	
32	
33	
34	
35	
36	

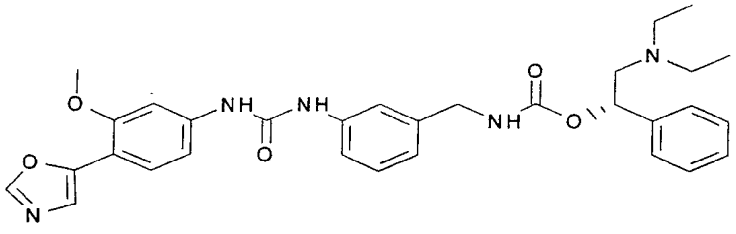
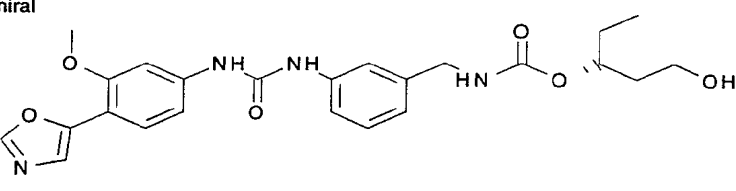
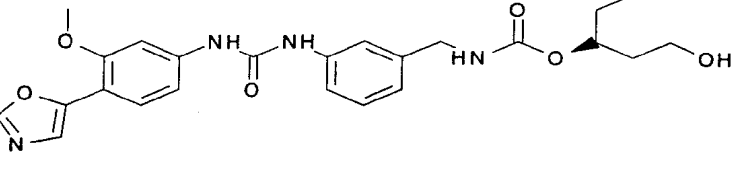
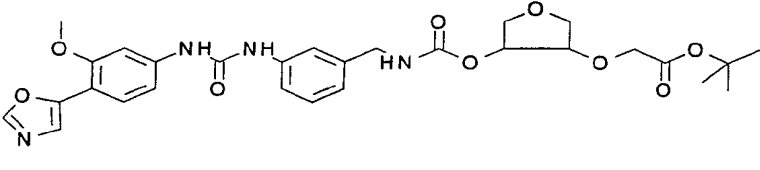
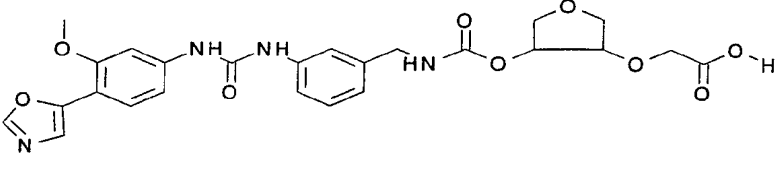
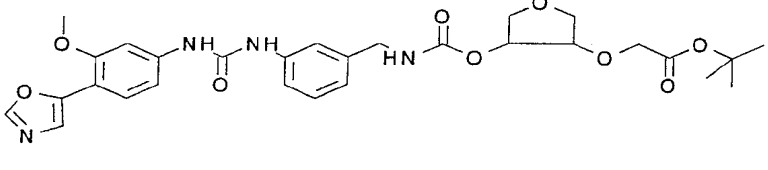
37	 <chem>CCN(CC)CCOC(=O)NCc1ccc(NC(=O)Nc2ccc(OC)c3cnc23)cc1</chem>
38	 <chem>CCOC(=O)NCc1ccc(NC(=O)Nc2ccc(OC)c3cnc23)cc1</chem>
39	Chiral  <chem>CCN(C)CCc1ccc(NC(=O)Nc2ccc(OC)c3cnc23)cc1</chem>
40	 <chem>CC(C)CC(=O)NCc1ccc(NC(=O)Nc2ccc(OC)c3cnc23)cc1</chem>
41	 <chem>CCOC(=O)NCc1ccc(NC(=O)Nc2ccc(OC)c3cnc23)cc1</chem>
42	 <chem>CCOC(=O)NCc1ccc(NC(=O)Nc2ccc(OC)c3cnc23)cc1</chem>

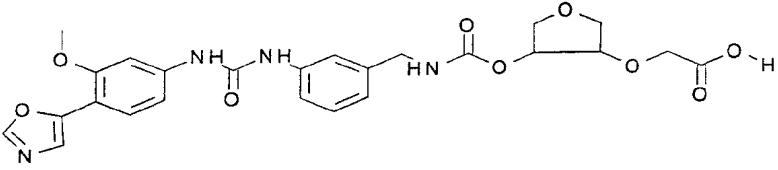
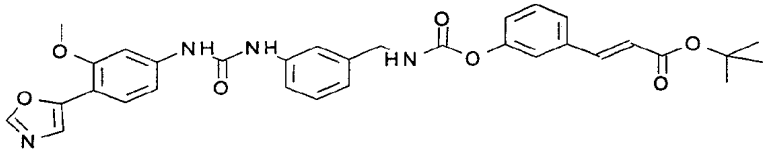
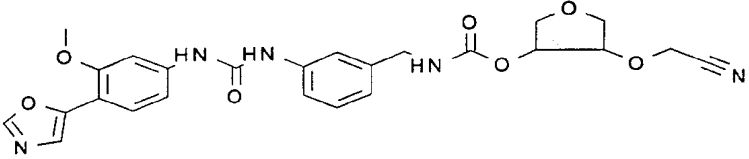
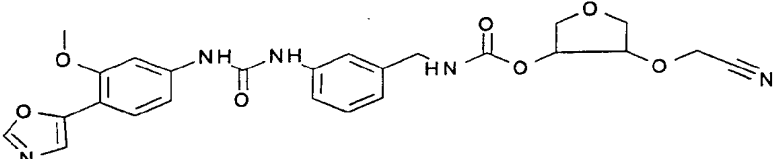
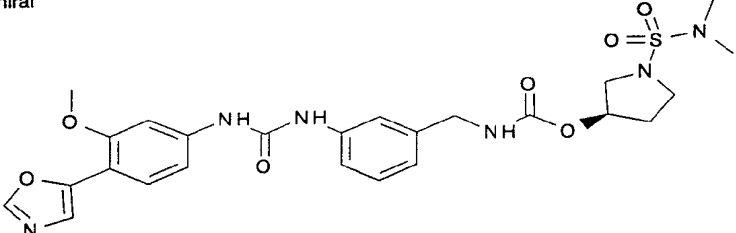
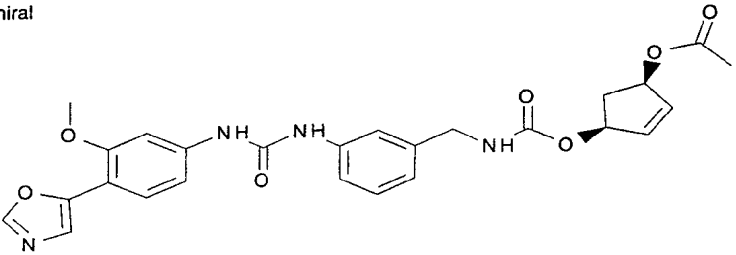
43	 <chem>COc1ccc(cc1c2ocn2)NC(=O)Nc3ccc(cc3)CNCC(=O)OCCN</chem>
44	 <chem>COc1ccc(cc1c2ocn2)NC(=O)Nc3ccc(cc3)CNCC(=O)OCCN</chem>
45	 <chem>COc1cc(ccc1c2ocn2)NC(=O)Nc3ccc(cc3)CNCC(=O)OCCN</chem>
46	 <chem>COc1cc(ccc1c2ocn2)NC(=O)Nc3ccc(cc3)CNCC(=O)OCCN</chem>
47	<p>Chiral</p>  <chem>COc1cc(ccc1c2ocn2)NC(=O)Nc3ccc(cc3)CNCC(=O)O[C@H](C)CC#N</chem>
48	 <chem>COc1ccc(cc1c2ocn2)NC(=O)Nc3ccc(cc3)CNCC(=O)OCCN(CCC1=CC=CC=C1)CCN2CCOCC2</chem>

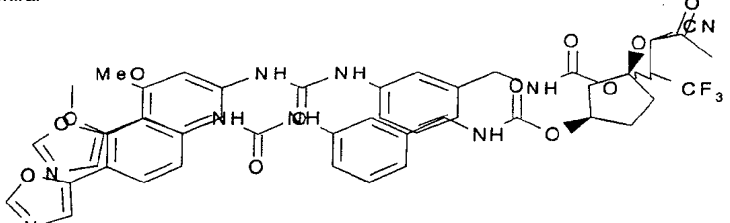
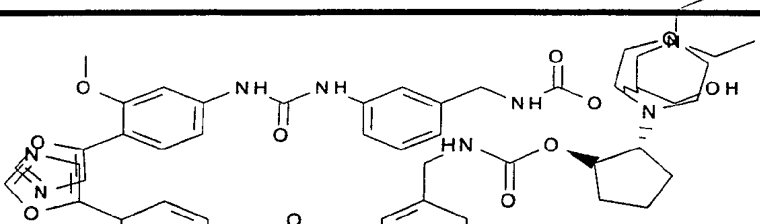
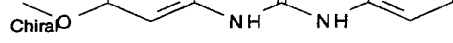
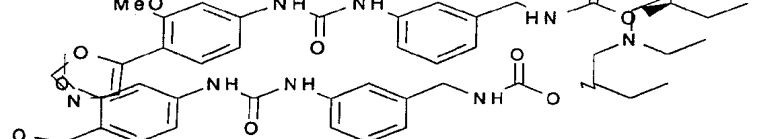

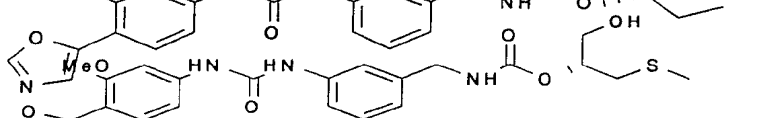

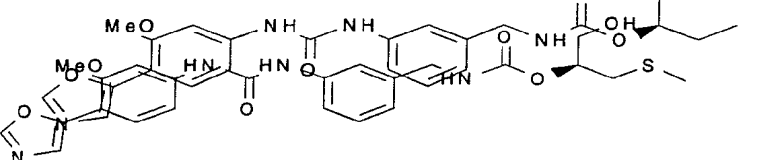
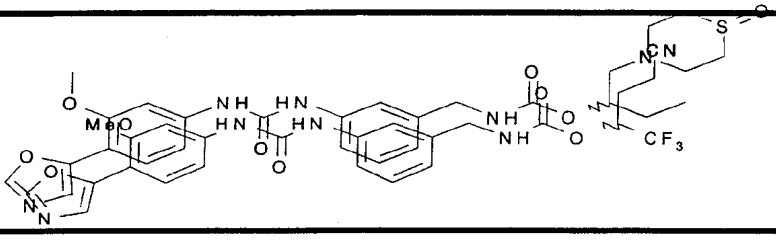
49	
50	
51	Chiral 
52	Chiral 
53	
54	

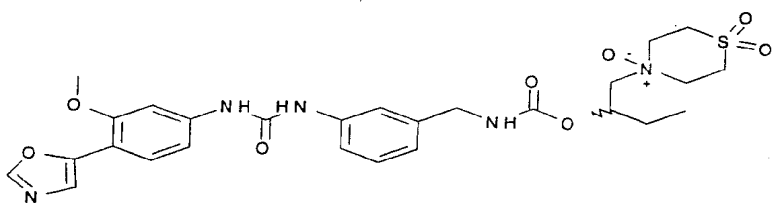
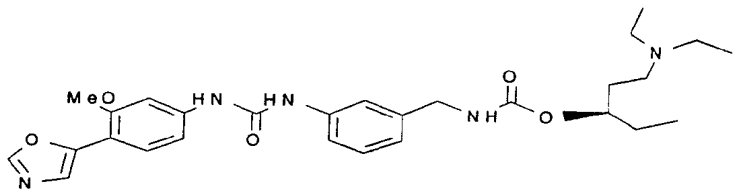
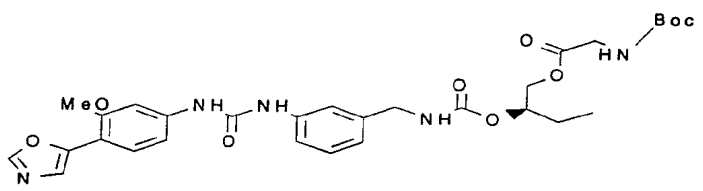
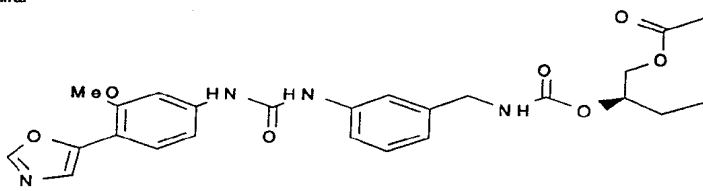
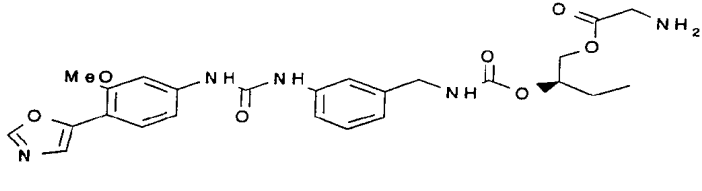
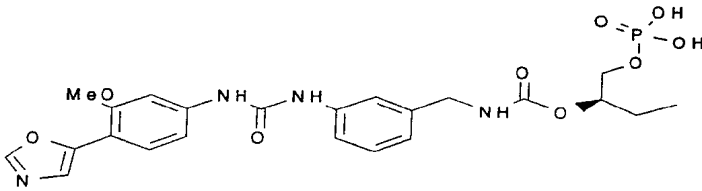
55	
56	
57	
58	
59	
60	<p>Chiral</p> 

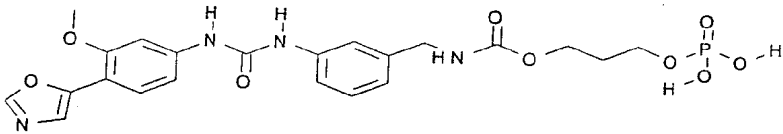
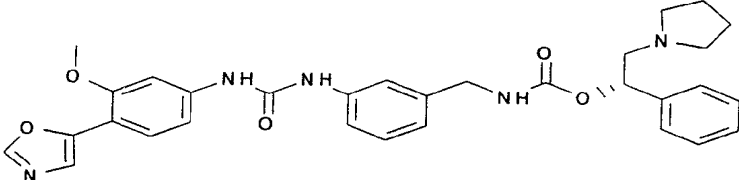
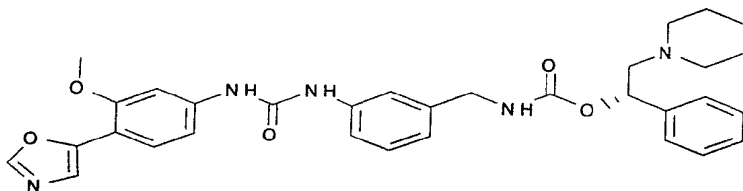
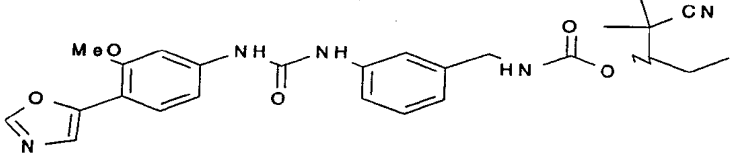
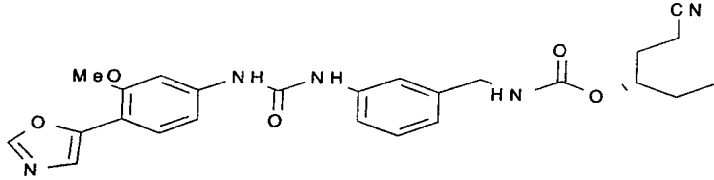
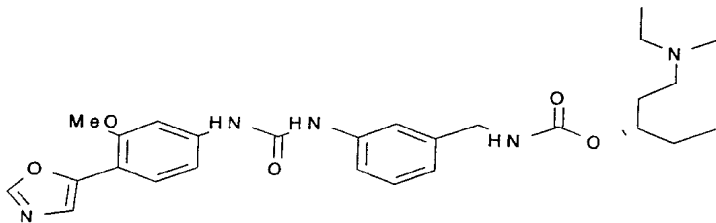
61	Chiral 
62	Chiral 
63	Chiral 
64	
65	
66	Chiral 

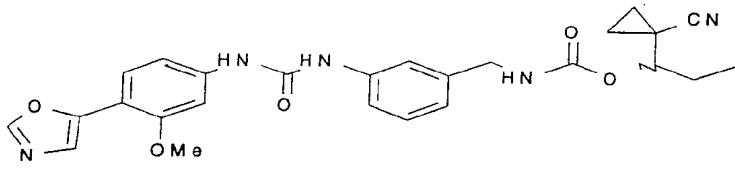
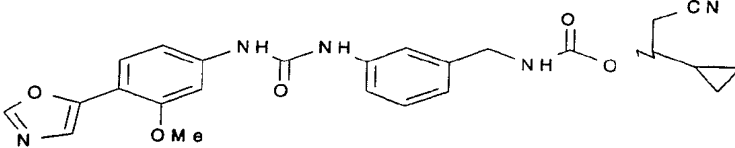
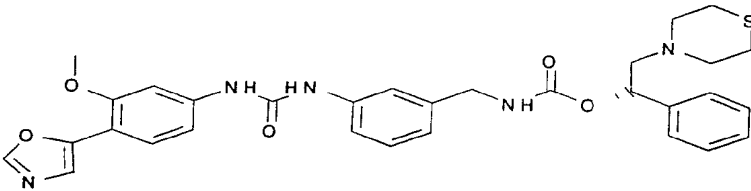
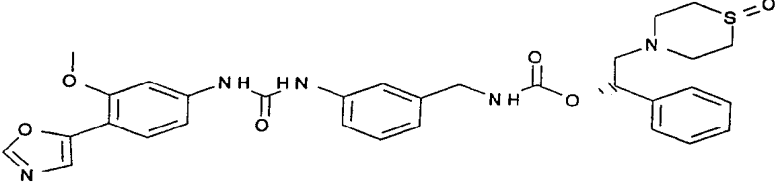
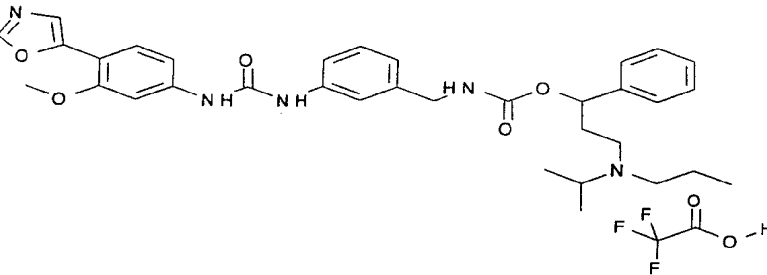
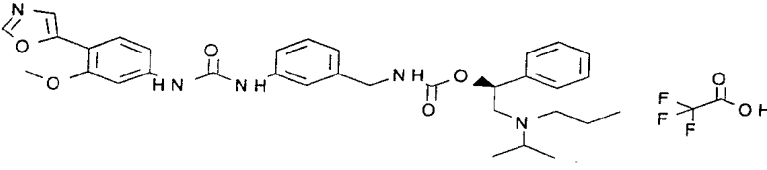
67	Chiral 
68	Chiral 
69	Chiral 
70	
71	
72	

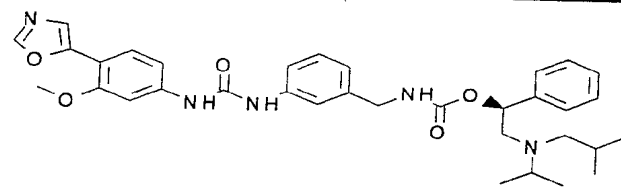
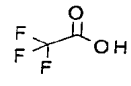
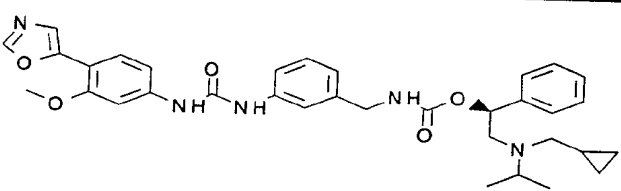
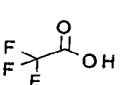
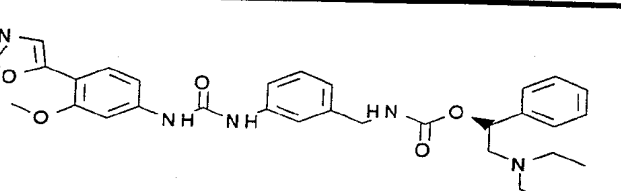
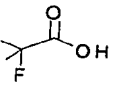
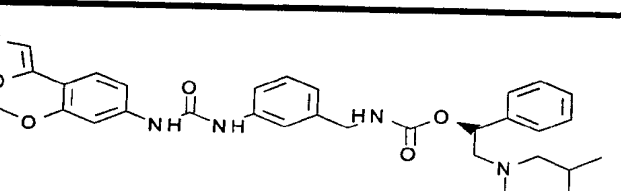
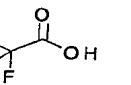
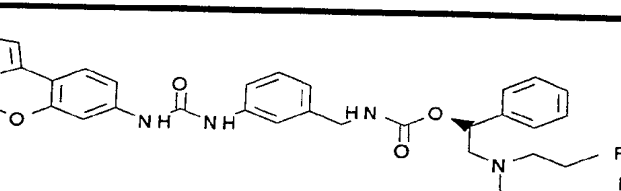
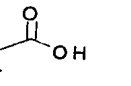
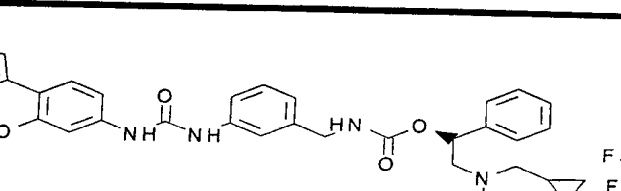
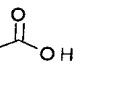
73	
74	
75	
76	
77	Chiral 
78	Chiral 

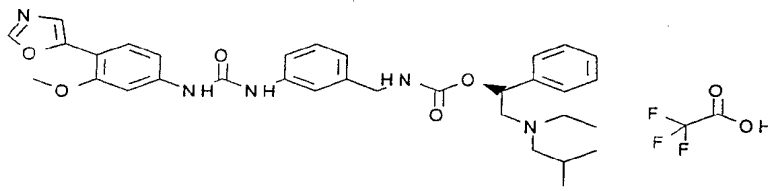
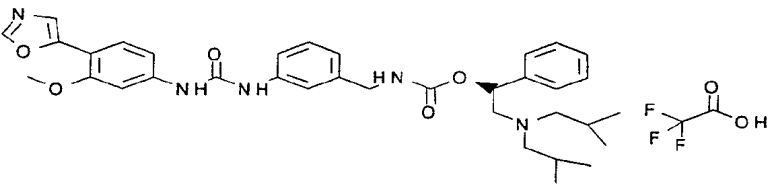
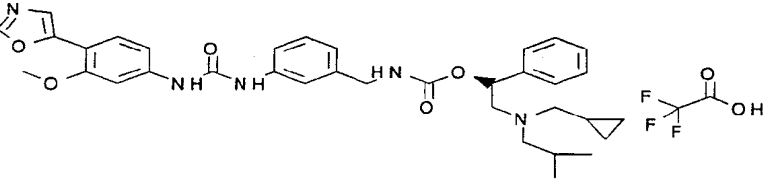
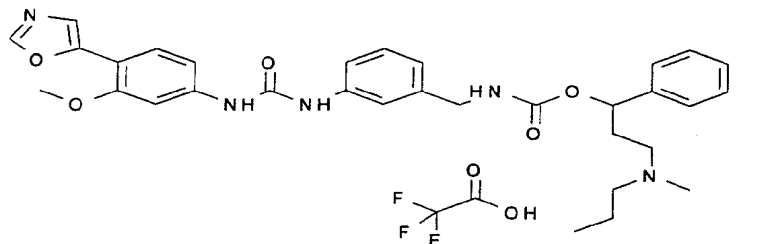
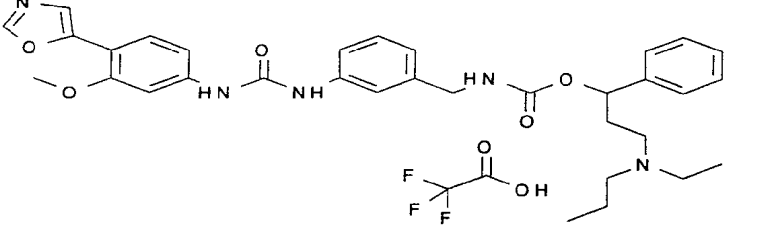
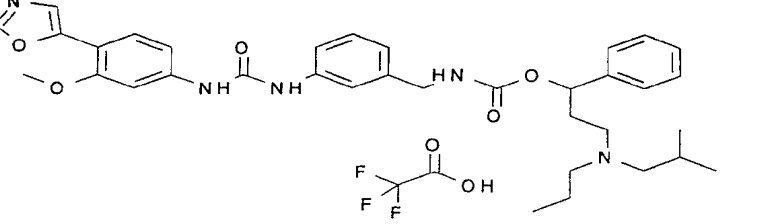
<p>85</p>	<p>Chiral</p> 
<p>86 80</p>	
<p>87</p>	<p>Chiral</p> 
<p>81</p>	
<p>88</p>	
<p>82</p>	
<p>89</p>	<p>Chiral</p> 
<p>83</p>	
<p>90 84</p>	

91	
92	
93	
94	Chiral 
95	Chiral 
96	Chiral 

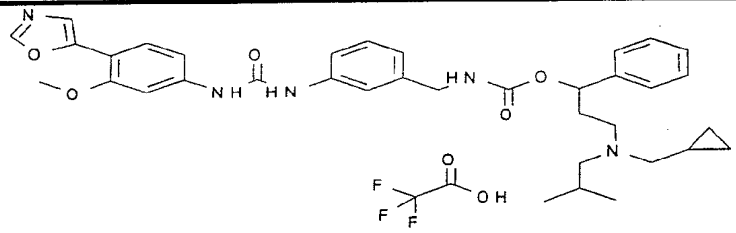
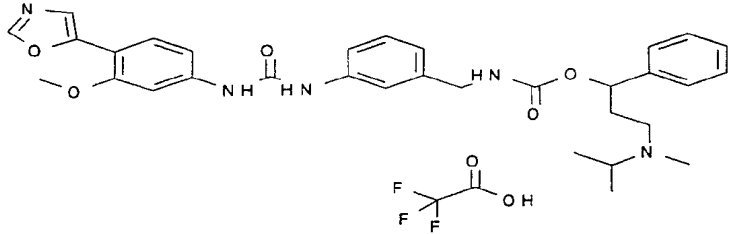
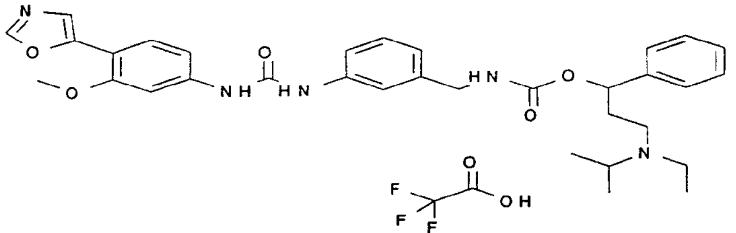
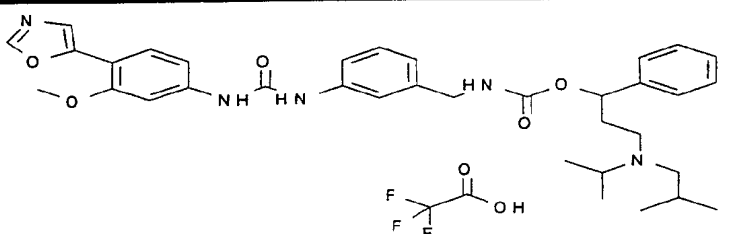
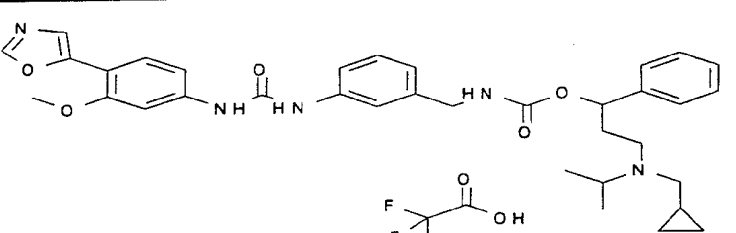
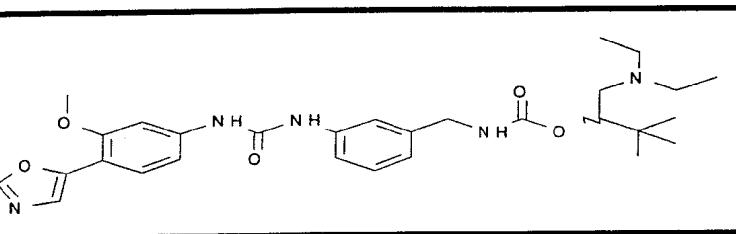
97	
98	Chiral 
99	Chiral 
100	
101	Chiral 
102	Chiral 

<p>103</p>	
<p>104</p>	
<p>105</p>	<p>Chiral</p> 
<p>106</p>	<p>Chiral</p> 
<p>107</p>	
<p>108</p>	

<p>109</p>	 
<p>110</p>	 
<p>111</p>	 
<p>112</p>	 
<p>113</p>	 
<p>114</p>	 

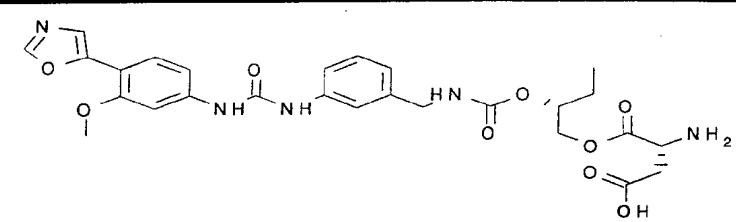
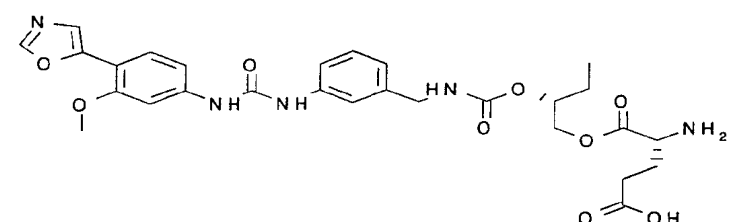
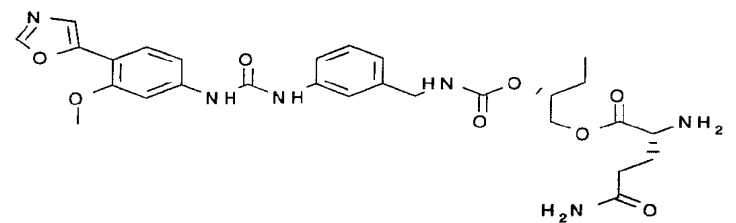
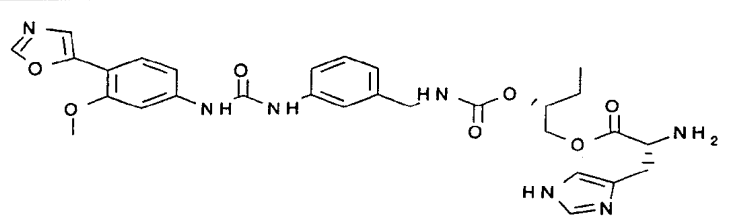
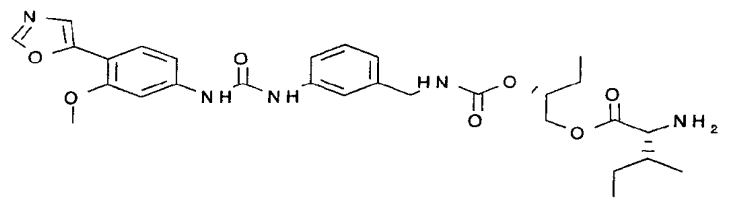
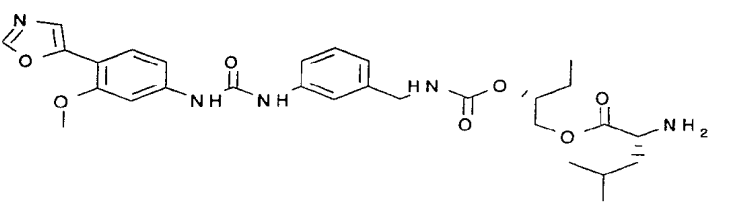
115	
116	
117	
118	
119	
120	

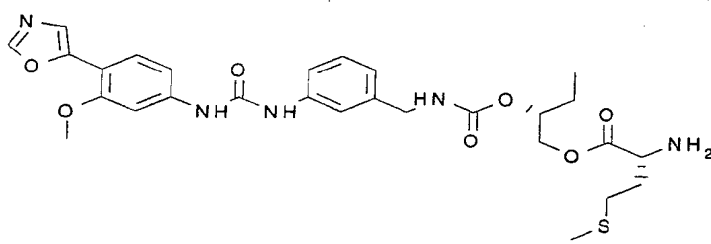
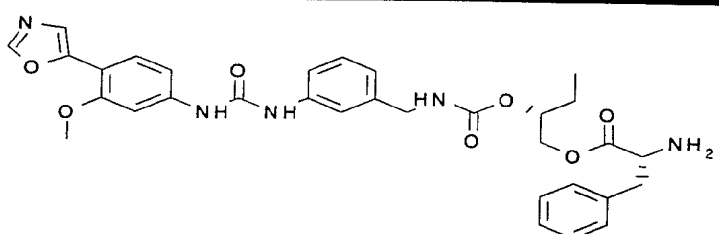
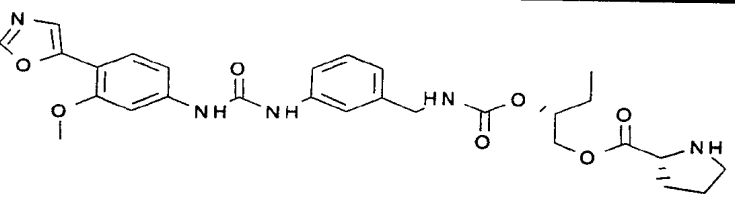
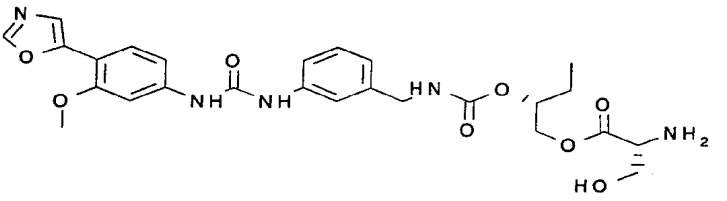
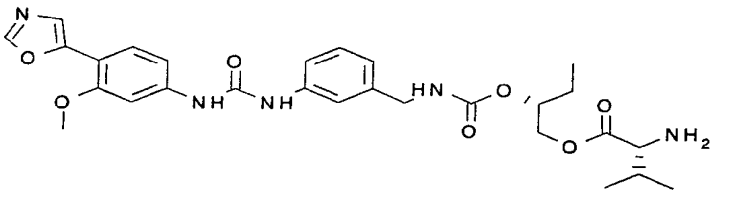
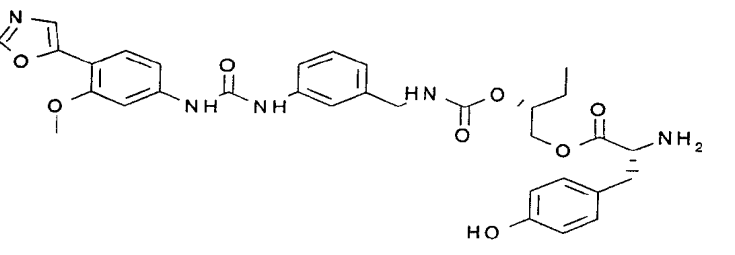
<p>121</p>	
<p>122</p>	
<p>123</p>	
<p>124</p>	
<p>125</p>	
<p>126</p>	

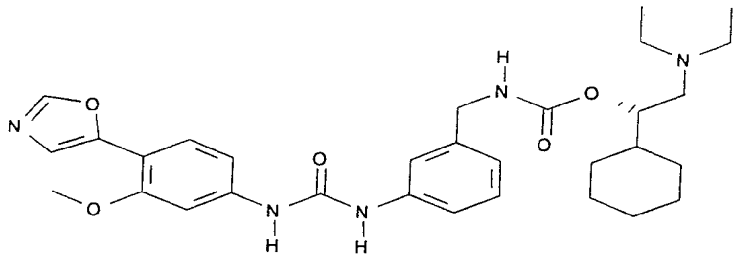
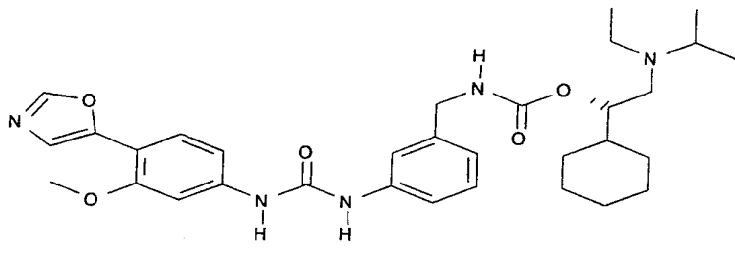
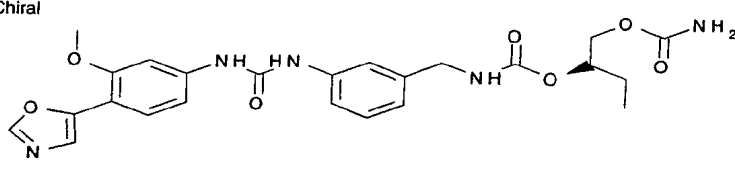
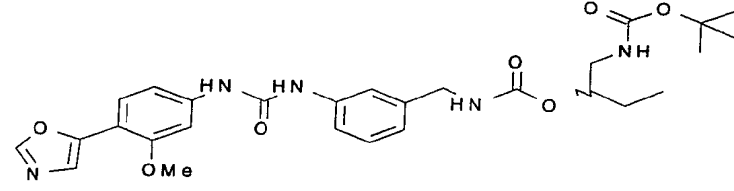
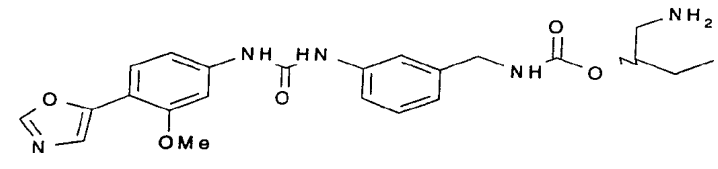
127	
128	
129	
130	
131	
132	

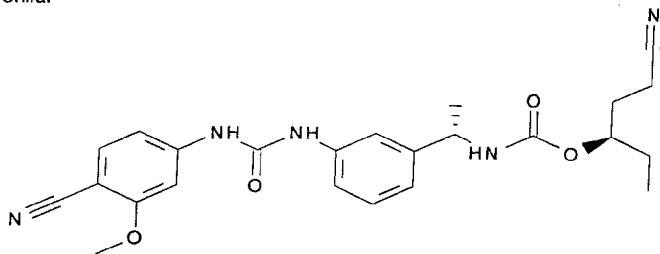
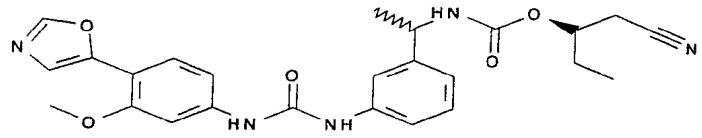
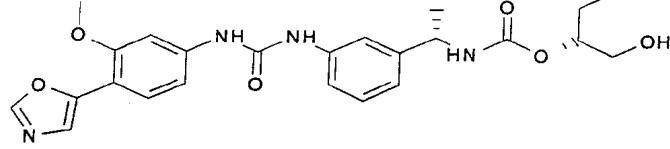
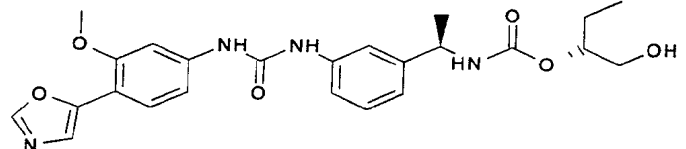
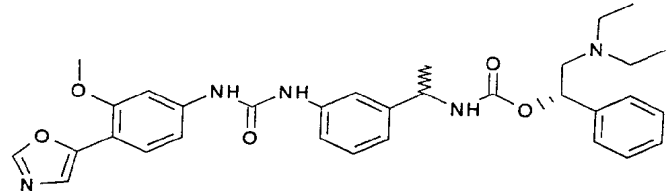
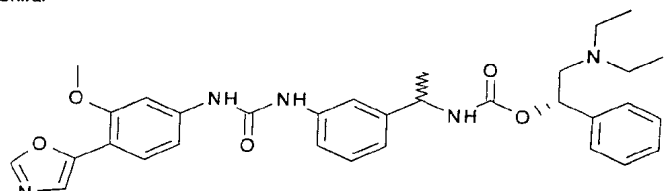
<p>133</p>	
<p>134</p>	
<p>135</p>	
<p>136</p>	
<p>137</p>	
<p>138</p>	<p>Chiral</p>

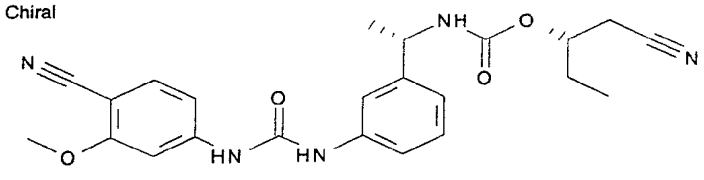
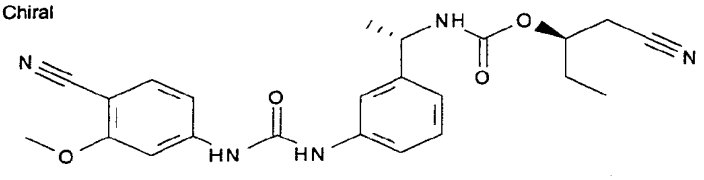
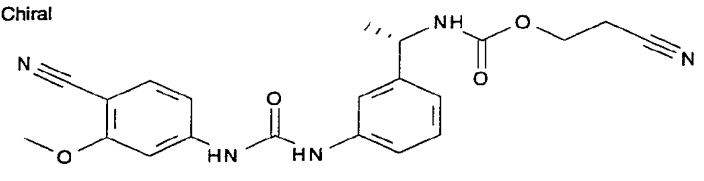
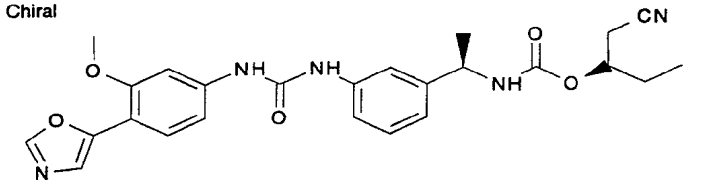
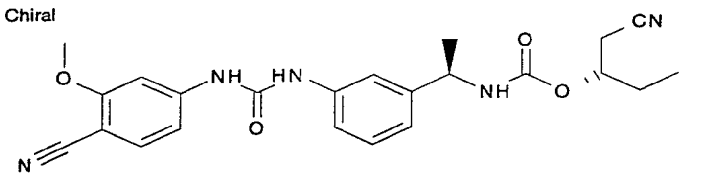
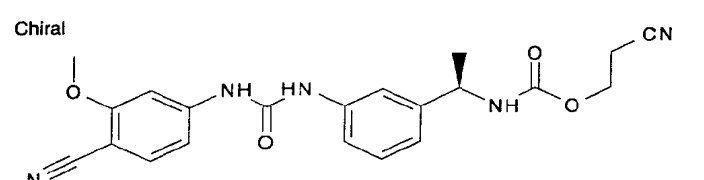
<p>139</p>	
<p>140</p>	
<p>141</p>	<p>Chiral</p>
<p>142</p>	
<p>143</p>	
<p>144</p>	

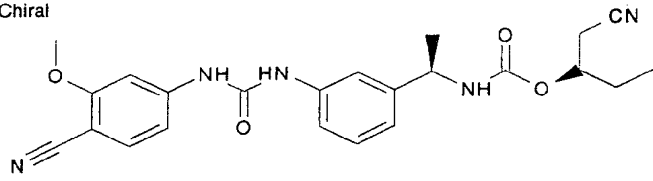
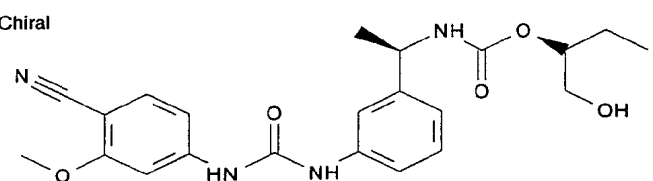
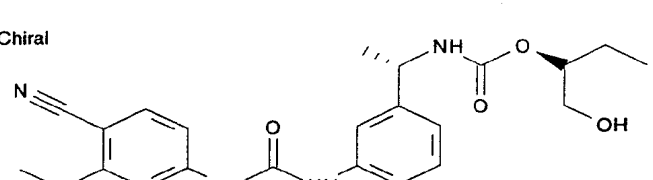
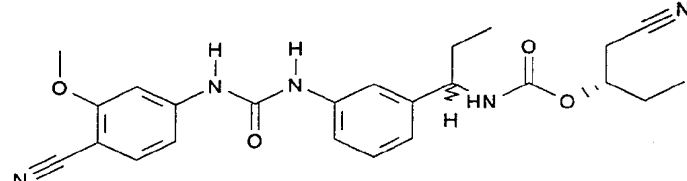
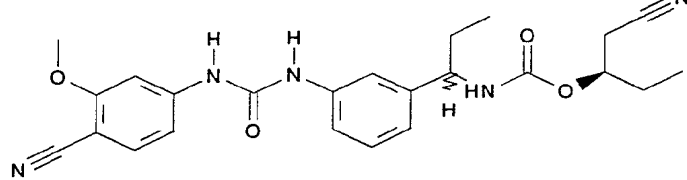
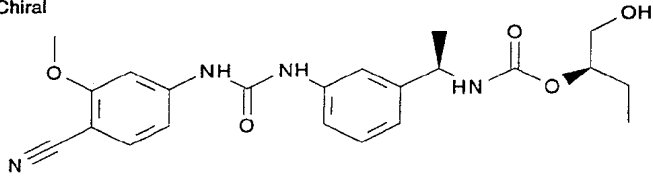
145	
146	
147	
148	
149	
150	

151	
152	
153	
154	
155	
156	

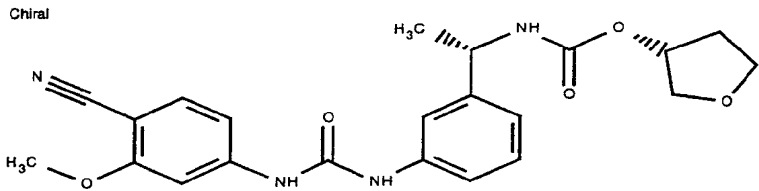
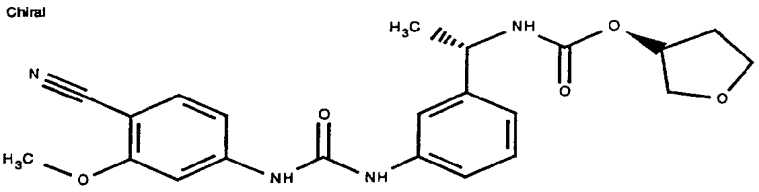
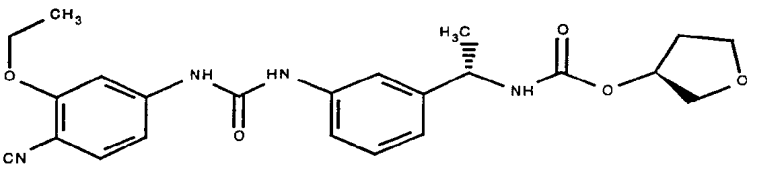
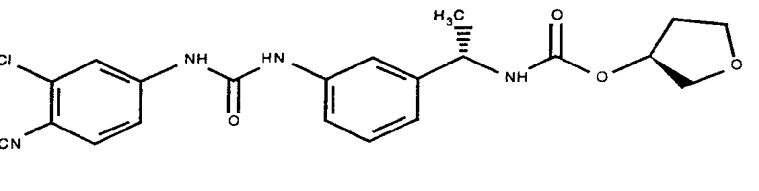
<p>157</p>	<p>Chiral</p> 
<p>158</p>	<p>Chiral</p> 
<p>159</p>	<p>Chiral</p> 
<p>160</p>	
<p>161</p>	

162	Chiral 
163	
164	
165	
166	Chiral 
167	Chiral 

168	<p>Chiral</p> 
169	<p>Chiral</p> 
170	<p>Chiral</p> 
171	<p>Chiral</p> 
172	<p>Chiral</p> 
173	<p>Chiral</p> 

174	<p>Chiral</p> 
175	<p>Chiral</p> 
176	<p>Chiral</p> 
177	
178	
179	<p>Chiral</p> 

180	<p>Chiral</p> <chem>COC1=CC=C(C#N)C=C1NC(=O)NC2=CC=C(C[C@H](O)C)C=C2</chem>
181	<p>Chiral</p> <chem>COC1=CC=C(C2=CN=CO2)C=C1NC(=O)NC3=CC=C(C[C@H](O)C#N)C=C3</chem>
182	<chem>CCOC1=CC=C(C#N)C=C1NC(=O)NC2=CC=C(C[C@H](O)C#N)C=C2</chem>
183	<chem>ClC1=CC=C(C#N)C=C1NC(=O)NC2=CC=C(C[C@H](O)C#N)C=C2</chem>

184	<p>Chiral</p> 
185	<p>Chiral</p> 
186	
187	

In the above table, certain compounds are shown as salts. It should be understood that the scope of the compounds set forth in any given entry in the table covers all forms of the depicted compound, not just the salt shown.

When stereochemistry is not specifically indicated, the compounds of this invention may contain one or more asymmetric carbon atoms and thus may occur as racemates and racemic mixtures, single enantiomers, diastereomeric mixtures and individual diastereomers. All such isomeric forms of these compounds are expressly included in the present invention, unless otherwise indicated. Each stereogenic carbon may be of the R or S configuration.

Combinations of substituents and variables envisioned by this invention are only those that result in the formation of stable compounds. The term "stable", as used herein, refers to compounds that possess stability sufficient to allow manufacture and maintenance of the integrity for a sufficient period of time to be useful for the purposes detailed herein (e.g., therapeutic or prophylactic administration to a mammal or for use in affinity chromatography applications). Typically, such compounds are stable at a temperature of 40°C or less, in the absence of moisture or other chemically reactive conditions, for at least a week.

As used herein, the compounds of this invention, are defined to include pharmaceutically acceptable derivatives or prodrugs thereof. A "pharmaceutically acceptable derivative or prodrug" means any pharmaceutically acceptable salt, ester, salt of an ester, or other derivative of a compound of this invention which, upon administration to a recipient, is capable of providing (directly or indirectly) a compound

of this invention. Particularly favored derivatives and prodrugs are those which increase the bioavailability of the compounds of this invention when such compounds are administered to a mammal (e.g., by allowing an orally administered compound to be more readily absorbed into the blood) or which enhance delivery of the parent compound to a biological compartment (e.g., the brain or lymphatic system) relative to the parent species. Preferred prodrugs include derivatives where a group which enhances aqueous solubility or active transport through the gut membrane is appended to the structure of the compounds of this invention.

Pharmaceutically acceptable salts of the compounds of this invention include those derived from pharmaceutically acceptable inorganic and organic acids and bases. Examples of suitable acid salts include acetate, adipate, alginate, aspartate, benzoate, benzene sulfonate, bisulfate, butyrate, citrate, camphorate, camphor sulfonate, cyclopentanepropionate, digluconate, dodecylsulfate, ethanesulfonate, fumarate, glucoheptanoate, glycerophosphate, hemisulfate, heptanoate, hexanoate, hydrochloride, hydrobromide, hydroiodide, 2-hydroxyethanesulfonate, lactate, maleate, methanesulfonate, 2-naphthalenesulfonate, nicotinate, oxalate, pamoate, pectinate, persulfate, 3-phenylpropionate, picrate, pivalate, propionate, succinate, tartrate, thiocyanate, tosylate and undecanoate. Base salts include ammonium salts, alkali metal salts, such as sodium and potassium salts, alkaline earth metal salts, such as calcium and magnesium salts, salts with organic bases, such as dicyclohexylamine salts, N-methyl-D-glucamine, and salts with amino acids such as arginine, lysine, and so forth.

Also, the basic nitrogen-containing groups can be quaternized with such agents as lower alkyl halides, such as methyl, ethyl, propyl, and butyl chloride, bromides and iodides; dialkyl sulfates, such as dimethyl, 5 diethyl, dibutyl and diamyl sulfates, long chain halides such as decyl, lauryl, myristyl and stearyl chlorides, bromides and iodides, aralkyl halides, such as benzyl and phenethyl bromides and others. Water or oil-soluble or dispersible products are thereby obtained.

10 The compounds of this invention may be synthesized using conventional techniques. Advantageously, these compounds are conveniently synthesized from readily available starting materials. More specifically, the compounds of this invention may be 15 synthesized by the schemes set forth in Examples 1 and 2 with modifications that will be readily apparent to those of skill in the art.

The compounds of this invention may be modified by appending appropriate functionalities to enhance 20 selective biological properties. Such modifications are known in the art and include those which increase biological penetration into a given biological compartment (e.g., blood, lymphatic system, central nervous system), increase oral availability, increase 25 solubility to allow administration by injection, alter metabolism and alter rate of excretion.

The novel compounds of the present invention are excellent ligands for IMPDH. Accordingly, these compounds are capable of targeting and inhibiting IMPDH 30 enzyme. Inhibition can be measured by various methods, including, for example, IMP dehydrogenase HPLC assays (measuring enzymatic production of XMP and NADH from IMP and NAD) and IMP dehydrogenase spectrophotometric assays (measuring enzymatic production of NADH from NAD). [See

C. Montero et al., Clinica Chimica Acta, 238, pp. 169-178 (1995)].

Compositions of this invention comprise a compound of this invention or a salt thereof; an
5 additional agent selected from an immunosuppressant, an anti-cancer agent, an anti-viral agent, anti-inflammatory agent, antifungal agent, antibiotic, or an anti-vascular hyperproliferation compound; and any pharmaceutically acceptable carrier, adjuvant or vehicle. Alternate
10 compositions of this invention comprise a compound of this invention or a salt thereof; and a pharmaceutically acceptable carrier, adjuvant or vehicle. Such composition may optionally comprise an additional agent selected from an immunosuppressant, an anti-cancer agent,
15 an anti-viral agent, anti-inflammatory agent, antifungal agent, antibiotic, or an anti-vascular hyperproliferation compound. Preferably, the compositions of this invention are pharmaceutical compositions.

The term "pharmaceutically acceptable carrier or adjuvant" refers to a carrier or adjuvant that may be
20 administered to a patient, together with a compound of this invention, and which does not destroy the pharmacological activity thereof and is nontoxic when administered in doses sufficient to deliver a therapeutic
25 amount of the compound.

Pharmaceutically acceptable carriers, adjuvants and vehicles that may be used in the pharmaceutical compositions of this invention include, but are not limited to, ion exchangers, alumina, aluminum stearate,
30 lecithin, self-emulsifying drug delivery systems (SEDDS) such as α -tocopherol polyethyleneglycol 1000 succinate, surfactants used in pharmaceutical dosage forms such as Tweens or other similar polymeric delivery matrices, serum proteins, such as human serum albumin, buffer

substances such as phosphates, glycine, sorbic acid, potassium sorbate, partial glyceride mixtures of saturated vegetable fatty acids, water, salts or electrolytes, such as protamine sulfate, disodium hydrogen phosphate, potassium hydrogen phosphate, sodium chloride, zinc salts, colloidal silica, magnesium trisilicate, polyvinyl pyrrolidone, cellulose-based substances, polyethylene glycol, sodium carboxymethylcellulose, polyacrylates, waxes, polyethylene-polyoxypropylene-block polymers, polyethylene glycol and wool fat. Cyclodextrins such as α -, β -, and γ -cyclodextrin, or chemically modified derivatives such as hydroxyalkylcyclodextrins, including 2- and 3-hydroxypropyl- β -cyclodextrins, or other solubilized derivatives may also be advantageously used to enhance delivery of compounds of this invention.

The pharmaceutical compositions of this invention may be administered orally, parenterally, by inhalation spray, topically, rectally, nasally, buccally, vaginally or via an implanted reservoir. We prefer oral administration or administration by injection. The pharmaceutical compositions of this invention may contain any conventional non-toxic pharmaceutically-acceptable carriers, adjuvants or vehicles. In some cases, the pH of the formulation may be adjusted with pharmaceutically acceptable acids, bases or buffers to enhance the stability of the formulated compound or its delivery form. The term parenteral as used herein includes subcutaneous, intracutaneous, intravenous, intramuscular, intra-articular, intraarterial, intrasynovial, intrasternal, intrathecal, intralesional and intracranial injection or infusion techniques.

The pharmaceutical compositions may be in the form of a sterile injectable preparation, for example, as

a sterile injectable aqueous or oleaginous suspension. This suspension may be formulated according to techniques known in the art using suitable dispersing or wetting agents (such as, for example, Tween 80) and suspending agents. The sterile injectable preparation may also be a sterile injectable solution or suspension in a non-toxic parenterally-acceptable diluent or solvent, for example, as a solution in 1,3-butanediol. Among the acceptable vehicles and solvents that may be employed are mannitol, water, Ringer's solution and isotonic sodium chloride solution. In addition, sterile, fixed oils are conventionally employed as a solvent or suspending medium. For this purpose, any bland fixed oil may be employed including synthetic mono- or diglycerides. Fatty acids, such as oleic acid and its glyceride derivatives are useful in the preparation of injectables, as are natural pharmaceutically-acceptable oils, such as olive oil or castor oil, especially in their polyoxyethylated versions. These oil solutions or suspensions may also contain a long-chain alcohol diluent or dispersant such as those described in Pharmacopeia Helvetica, Ph. Helv., or a similar alcohol, or carboxymethyl cellulose or similar dispersing agents which are commonly used in the formulation of pharmaceutically acceptable dosage forms such as emulsions and or suspensions. Other commonly used surfactants such as Tweens or Spans and/or other similar emulsifying agents or bioavailability enhancers which are commonly used in the manufacture of pharmaceutically acceptable solid, liquid, or other dosage forms may also be used for the purposes of formulation.

The pharmaceutical compositions of this invention may be orally administered in any orally acceptable dosage form including, but not limited to, capsules, tablets, emulsions and aqueous suspensions,

dispersions and solutions. In the case of tablets for oral use, carriers that are commonly used include lactose and corn starch. Lubricating agents, such as magnesium stearate, are also typically added. For oral administration in a capsule form, useful diluents include lactose and dried cornstarch. When aqueous suspensions and/or emulsions are administered orally, the active ingredient may be suspended or dissolved in an oily phase and combined with emulsifying and/or suspending agents. If desired, certain sweetening and/or flavoring and/or coloring agents may be added.

The pharmaceutical compositions of this invention may also be administered in the form of suppositories for rectal administration. These compositions can be prepared by mixing a compound of this invention with a suitable non-irritating excipient which is solid at room temperature but liquid at the rectal temperature and therefore will melt in the rectum to release the active components. Such materials include, but are not limited to, cocoa butter, beeswax and polyethylene glycols.

Topical administration of the pharmaceutical compositions of this invention is especially useful when the desired treatment involves areas or organs readily accessible by topical application. For application topically to the skin, the pharmaceutical composition should be formulated with a suitable ointment containing the active components suspended or dissolved in a carrier. Carriers for topical administration of the compounds of this invention include, but are not limited to, mineral oil, liquid petroleum, white petroleum, propylene glycol, polyoxyethylene polyoxypropylene compound, emulsifying wax and water. Alternatively, the pharmaceutical composition can be formulated with a

suitable lotion or cream containing the active compound suspended or dissolved in a carrier with suitable emulsifying agents. Suitable carriers include, but are not limited to, mineral oil, sorbitan monostearate, 5 polysorbate 60, cetyl esters wax, cetearyl alcohol, 2-octyldodecanol, benzyl alcohol and water. The pharmaceutical compositions of this invention may also be topically applied to the lower intestinal tract by rectal suppository formulation or in a suitable enema 10 formulation. Topically-transdermal patches are also included in this invention.

The pharmaceutical compositions of this invention may be administered by nasal aerosol or inhalation. Such compositions are prepared according to 15 techniques well-known in the art of pharmaceutical formulation and may be prepared as solutions in saline, employing benzyl alcohol or other suitable preservatives, absorption promoters to enhance bioavailability, fluorocarbons, and/or other solubilizing or dispersing 20 agents known in the art.

Dosage levels of between about 0.01 and about 100 mg/kg body weight per day, preferably between about 0.5 and about 75 mg/kg body weight per day of the IMPDH inhibitory compounds described herein are useful in a 25 monotherapy and/or in combination therapy for the prevention and treatment of IMPDH-mediated disease. Typically, the pharmaceutical compositions of this invention will be administered from about 1 to about 5 times per day or alternatively, as a continuous infusion. 30 Such administration can be used as a chronic or acute therapy. The amount of active ingredient that may be combined with the carrier materials to produce a single dosage form will vary depending upon the host treated and the particular mode of administration. A typical

preparation will contain from about 5% to about 95% active compound (w/w). Preferably, such preparations contain from about 20% to about 80% active compound.

When the compositions of this invention
5 comprise a combination of an IMPDH inhibitor of this invention and one or more additional therapeutic or prophylactic agents, both the IMPDH inhibitor and the additional agent should be present at dosage levels of between about 10 to 100%, and more preferably between
10 about 10 to 80% of the dosage normally administered in a monotherapy regimen. The additional agents may be administered separately, as part of a multiple dose regimen, from the compounds of this invention. Alternatively, those agents may be part of a single
15 dosage form, mixed together with the compounds of this invention in a single composition.

According to one embodiment, the pharmaceutical compositions of this invention comprise an additional immunosuppression agent. Examples of additional
20 immunosuppression agents include, but are not limited to, cyclosporin A, FK506, rapamycin, leflunomide, deoxyspergualin, prednisone, azathioprine, mycophenolate mofetil, OKT3, ATAG, interferon and mizoribine.

According to an alternate embodiment, the
25 pharmaceutical compositions of this invention may additionally comprise an anti-cancer agent. Examples of anti-cancer agents include, but are not limited to, cis-platin, actinomycin D, doxorubicin, vincristine, vinblastine, etoposide, amsacrine, mitoxantrone,
30 tenipaside, taxol, colchicine, cyclosporin A, phenothiazines, interferon and thioxantheres.

According to another alternate embodiment, the pharmaceutical compositions of this invention may additionally comprise an anti-viral agent. Examples of

55

anti-viral agents include, but are not limited to, Cytovene, Ganciclovir, trisodium phosphonoformate, Ribavirin, d4T, ddI, AZT, and acyclovir.

According to yet another alternate embodiment, 5 the pharmaceutical compositions of this invention may additionally comprise an anti-vascular hyperproliferative agent. Examples of anti-vascular hyperproliferative agents include, but are not limited to, HMG Co-A reductase inhibitors such as lovastatin, thromboxane A2 10 synthetase inhibitors, eicosapentanoic acid, ciprostone, trapidil, ACE inhibitors, low molecular weight heparin, mycophenolic acid, rapamycin and 5-(3'-pyridinylmethyl)benzofuran-2-carboxylate.

Upon improvement of a patient's condition, a 15 maintenance dose of a compound, composition or combination of this invention may be administered, if necessary. Subsequently, the dosage or frequency of administration, or both, may be reduced, as a function of the symptoms, to a level at which the improved condition 20 is retained when the symptoms have been alleviated to the desired level, treatment should cease. Patients may, however, require intermittent treatment on a long-term basis upon any recurrence of disease symptoms.

As the skilled artisan will appreciate, lower 25 or higher doses than those recited above may be required. Specific dosage and treatment regimens for any particular patient will depend upon a variety of factors, including the activity of the specific compound employed, the age, body weight, general health status, sex, diet, time of 30 administration, rate of excretion, drug combination, the severity and course of the disease, the patient's disposition to the disease and the judgment of the treating physician.

In an alternate embodiment, this invention provides methods of treating or preventing IMPDH-mediated disease in a mammal comprising the step of administering to said mammal any of the pharmaceutical compositions and combinations described above. If the pharmaceutical composition only comprises the IMPDH inhibitor of this invention as the active component, such methods may additionally comprise the step of administering to said mammal an agent selected from an anti-inflammatory agent, immunosuppressant, an anti-cancer agent, an anti-viral agent, or an anti-vascular hyperproliferation compound. Such additional agent may be administered to the mammal prior to, concurrently with, or following the administration of the IMPDH inhibitor composition.

In a preferred embodiment, these methods are useful in suppressing an immune response in a mammal. Such methods are useful in treating or preventing diseases, including, transplant rejection (e.g., kidney, liver, heart, lung, pancreas (islet cells), bone marrow, cornea, small bowel and skin allografts and heart valve xenografts), graft versus host disease, and autoimmune diseases, such as rheumatoid arthritis, multiple sclerosis, juvenile diabetes, asthma, inflammatory bowel disease (Crohn's disease, ulcerative colitis), lupus, diabetes, mellitus myasthenia gravis, psoriasis, dermatitis, eczema, seborrhea, pulmonary inflammation, eye uveitis, Grave's disease, Hashimoto's thyroiditis, Behcet's or Sjorgen's syndrome (dry eyes/mouth), pernicious or immunohaemolytic anaemia, idiopathic adrenal insufficiency, polyglandular autoimmune syndrome, glomerulonephritis, scleroderma, lichen planus, viteligo (depigmentation of the skin), autoimmune thyroiditis, and alveolitis.

These methods comprise the step of administering to the mammal a composition comprising a compound of this invention and a pharmaceutically acceptable adjuvant. In a preferred embodiment, this particular method comprises the additional step of administering to said mammal a composition comprising an additional immunosuppressant and a pharmaceutically acceptable adjuvant.

Alternatively, this method comprises the step of administering to said mammal a composition comprising a compound of this invention; an additional immunosuppressive agent and a pharmaceutically acceptable adjuvant.

In an alternate preferred embodiment, these methods are useful for inhibiting viral replication in a mammal. Such methods are useful in treating or preventing DNA and RNA viral diseases caused by infection for example, by orthomyxoviruses (influenza viruses types A and B), paramyxoviruses (respiratory syncytial virus (RSV), subacute sclerosing panencephalitis (SSPE) virus) measles and parainfluenza type 3), herpesviruses (HSV-1, HSV-2, HHV-6, HHV-7, HHV-8, Epstein Barr Virus (EBV), cytomegalovirus (HCMV) and varicella zoster virus (VZV)), retroviruses (HIV-1, HIV-2, HTLV-1, HTLV-2), flaviviruses (yellow fever virus (YFV), hepatitis C virus (HCV), dengue fever virus, bovine viral diarrhea virus (BVDV), hepatotropic viruses (hepatitis A virus (HAV), hepatitis B virus (HBV), hepatitis D virus (HDV), hepatitis E virus (HEV), hepatitis G virus (HGV), Crimean-Congo hemorrhagic fever virus (CCHF), bunyaviruses (Punta Toro virus, Rift Valley fever virus (RVFV), and sandfly fever Sicilian virus), Hantaan virus, Caraparu virus), human papilloma viruses, encephalitis viruses (La Crosse virus), arena viruses (Junin and

Tacaribe virus), reovirus, vesicular stomatitis virus, rhinoviruses, enteroviruses (polio virus, coxsackie viruses, encephalomyocarditis virus (EMC)), Lassa fever virus, and togaviruses (Sindbis and Semlike forest viruses) and poxviruses (vaccinia virus), adenoviruses, rubiola, and rubella.

These methods comprise the step of administering to the mammal a composition comprising a compound of this invention, and a pharmaceutically acceptable adjuvant. In a preferred embodiment, this particular method comprises the additional step of administering to said mammal a composition comprising an additional anti-viral agent and a pharmaceutically acceptable adjuvant.

Alternatively, this method comprises the step of administering to said mammal a composition comprising a compound of this invention; an additional anti-viral agent and a pharmaceutically acceptable adjuvant.

In another alternate preferred embodiment, these methods are useful for inhibiting vascular cellular hyperproliferation in a mammal. Such methods are useful in treating or preventing diseases, including, restenosis, stenosis, arteriosclerosis and other hyperproliferative vascular disease.

These methods comprise the step of administering to the mammal a composition comprising a compound of this invention, and a pharmaceutically acceptable adjuvant. In a preferred embodiment, this particular method comprises the additional step of administering to said mammal a composition comprising an additional anti-vascular hyperproliferative agent and a pharmaceutically acceptable adjuvant.

Alternatively, this method comprises the step of administering to said mammal a composition comprising

a compound of this invention; an additional anti-vascular hyperproliferative agent and a pharmaceutically acceptable adjuvant.

In another alternate preferred embodiment, these methods are useful for inhibiting tumors and cancer in a mammal. Such methods are useful in treating or preventing diseases, including, tumors and malignancies, such as lymphoma, leukemia and other forms of cancer.

These methods comprise the step of administering to the mammal a composition comprising a compound of this invention, and a pharmaceutically acceptable adjuvant. In a preferred embodiment, this particular method comprises the additional step of administering to said mammal a composition comprising an additional anti-tumor or anti-cancer agent and a pharmaceutically acceptable adjuvant.

Alternatively, this method comprises the step of administering to said mammal a composition comprising a compound of this invention; an additional anti-tumor or anti-cancer agent and a pharmaceutically acceptable adjuvant.

In another alternate preferred embodiment, these methods are useful for inhibiting inflammation and inflammatory diseases in a mammal. Such methods are useful in treating or preventing diseases, including, osteoarthritis, acute pancreatitis, chronic pancreatitis, asthma and adult respiratory distress syndrome.

These methods comprise the step of administering to the mammal a composition comprising a compound of this invention, and a pharmaceutically acceptable adjuvant. In a preferred embodiment, this particular method comprises the additional step of administering to said mammal a composition comprising an

60

anti-inflammatory agent and a pharmaceutically acceptable adjuvant.

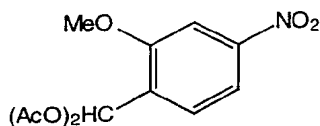
In order that this invention be more fully understood, the following examples are set forth. These examples are for the purpose of illustration only and are not to be construed as limiting the scope of the invention in any way.

EXAMPLE 1

Synthesis of Compound 41

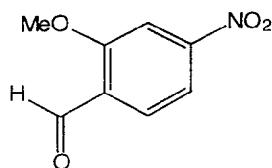
10

A. Synthesis of C4



C1

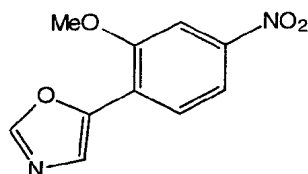
To a solution of glacial acetic acid (46mL), acetic anhydride (46mL, 485mmole) and 2-methyl-5-nitroanisole (10.0g, 60mmole) at 0°C was added conc. H₂SO₄ (6.9mL) in a dropwise fashion. Upon complete addition, CrO₃ (8.08g, 80.8mmole) was added portion-wise over 60 mins. Following an additional 15 mins of stirring at 0°C, the reaction mixture was poured over ice and the resulting precipitate was isolated by filtration, rinsing with cold H₂O. Purification by flash chromatography, eluting with a gradient of 15-50% EtOAc in hexanes, provided 8.14g (24%, 51% based on recovered starting material) **C1** as a white solid. The ¹H NMR was consistent with that of the desired structure.



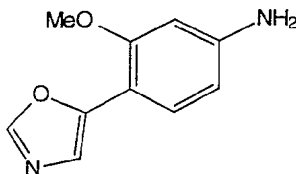
C2

-61-

A stirred suspension of **C1** (81.94g, 307mmole) in dioxane (100mL) was treated with concentrated HCl (20mL) and heated at reflux overnight. Upon cooling to ambient temperature, the product **C2** precipitated as a light yellow crystalline solid in a yield of 40.65g (73.1%). The filtrate was concentrated to a volume of ca. 80mL and a second crop of product crystals was driven from solution by the addition of hexanes, yielding 8.91g (16.0%). Both batches were identical by ^1H NMR and TLC analysis and were consistent with that of the desired material. The total yield of **C2** was 49.56g (89.1%).

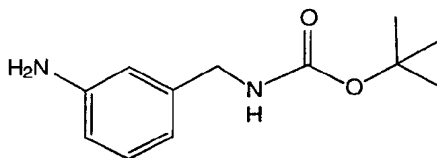
**C3**

A solution of **C2** (456mg, 2.51mmole), tosylmethyl isocyanide (490mg, 2.51mmole) and K_2CO_3 (347mg, 251mmole) were dissolved in methanol and heated to reflux for 1.5 hours. The product mixture was then concentrated *in vacuo*, redissolved in CH_2Cl_2 , washed with water and brine, dried over Na_2SO_4 and again concentrated *in vacuo*. Purified product **C3** was obtained through recrystallization (Et_2O /hexanes) to yield 375mg (68%). The ^1H NMR was consistent with that of the desired structure.

**C4**

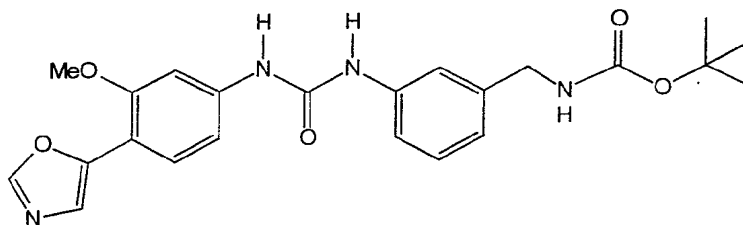
A solution of **C3** (4.214g, 19.1mmole) in EtOAc (150mL) was treated with 10%Pd/C (1.05g, 25 wt.% of **C3**) and subjected to 40psi H₂(g) (Parr Hydrogenation Apparatus) overnight. The reaction mixture was filtered and concentrated *in vacuo*. Pure product **C4** was obtained through flash chromatography, eluting with a gradient of 30-40% EtOAc/hexanes, in a yield of 3.4g (93%). The ¹H NMR was consistent with that of the desired structure.

10 **B.** Synthesis of Compound I113



E1

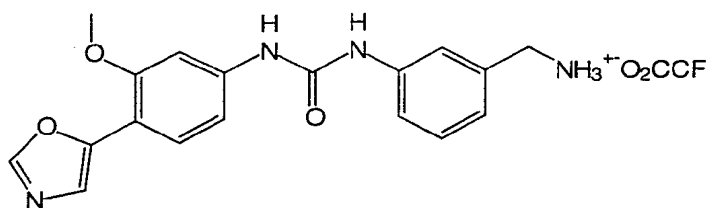
A solution of 3-aminobenzylamine (826mg, 6.87mmole) and triethylamine (2.39mL, 17.18mmole) was treated with di-*t*-butyldicarbonate (1.50g, 6.87mmole) and the mixture was stirred at ambient temperature for 2 hours. The reaction was then diluted with CH₂Cl₂, washed with NaHCO₃(aq), water and brine, dried (Na₂SO₄) and concentrated *in vacuo*. Pure **E1** was obtained by flash chromatography, eluting with 25% EtOAc in hexanes in a yield of 200mg (46%). The ¹H NMR was consistent with that of the desired structure.



(I113)

A solution of **C4** (150mg, 0.789mmole) and 1,1-dicarbonylimidazole (160mg, 0.986mmole) were combined in THF (5mL) and stirred for 6 hours at ambient temperature. The precipitation of imidazole was noted. To this was
5 then added **E1** (351mg, 1.58mmole) and *N,N*-dimethylaminopyridine (97mg, 0.789mmole) and the mixture was refluxed overnight, resulting in a homogenous solution. Upon cooling to ambient temperature, the reaction was diluted with EtOAc (20mL), washed with
10 KHSO₄(aq), water, and brine, dried (MgSO₄) and concentrated. Pure **I113** was obtained through flash chromatography, eluting with a gradient of 20-30-35% acetone in hexanes in a yield of 164mg (47%). ¹H NMR (500MHz, d₆-DMSO) δ 8.90 (s), 8.75 (s), 8.38 (s), 7.60
15 (d), 7.51 (s), 7.3-7.46 (m), 7.21-7.27 (t), 7.05 (dd), 6.87 (d), 4.12 (d), 3.93 (s), 1.44 (s). R_f 0.21 (5% MeOH/CH₂Cl₂).

C. Synthesis of Compound I168



(I168)

A suspension of **I113** (250mg, 5.76mmol) in CH₂Cl₂ (1mL) was treated in a dropwise fashion at ambient temperature with several equivalents of trifluoroacetic
25 acid and stirred for 90min. The resulting solution was stripped in vacuo and titrated with CH₂Cl₂ and methanol. Pure product **I168** was isolated by filtration in a yield

-64-

of 258mg (99%). The ¹H NMR was consistent with that of the desired product.

D. Synthesis of Compound 41

5 To a room temperature solution of 1-methoxy-2-propanol (75 mg, 832 μmole) in THF (1.0 mL) was added solid 1,1'-carbonyl diimidazole (121 mg, 749 μmole) in one portion. The resulting mixture was stirred at room temperature overnight, then treated sequentially with TEA
10 (174 μL, 1.25 mmole), solid compound **I168** (376 mg, 832 μmole), and DMF (1.0 mL). The resulting solution was stirred at room temperature for one day, then diluted with ethyl acetate, washed sequentially with water and brine, dried over MgSO₄, filtered, and concentrated in
15 vacuo. The crude product was then purified by flash chromatography (silica gel, 97.5/1.5 CH₂Cl₂). The chromatographed product was then triturated with a 9/1 mixture of ethyl ether/ethyl acetate to give compound **45** (65 mg, 56% yield) as a white, powdery solid.

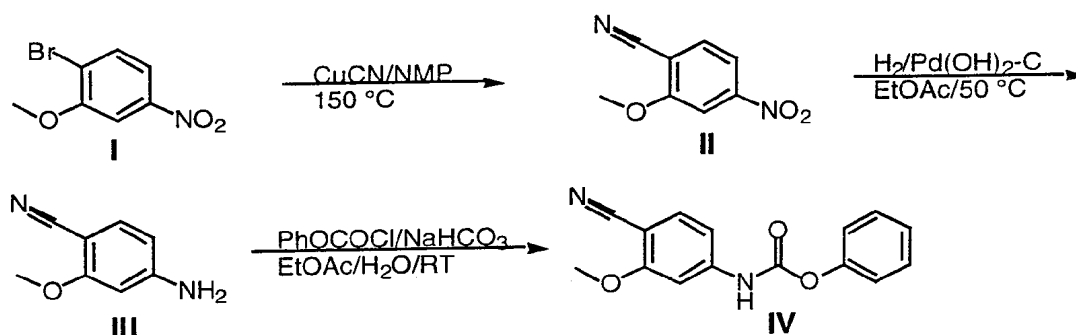
20 ¹H NMR (500 MHz, acetone-d₆): 8.34 (s, 1H); 8.21 (s, 1H); 8.12 (s, 1H); 7.67 (s, 1H); 7.65 (dd, 1H); 7.50 (d, 1H); 7.47 (d, 1H); 7.43 (s, 1H); 7.25 (dd, 1H); 7.10 (dd, 1H); 6.97 (d, 1H); 6.68 (m, 1H); 4.92 (m, 1H); 4.32 (d, 2H); 4.01 (s, 3H); 3.43 (dd, 1H); 3.33 (dd, 1H); 3.31 (s, 3H);
25 1.18 (d, 3H).

Other compounds of this invention may be prepared in a similar manner substituting the appropriate alcohol for 1-methoxy-2-propanol [i.e., HO-CH(R₁)(R₂)] in step C.

-65-

EXAMPLE 2Preparation of Compound 169

A. Preparation of the left hand side coupling

5 intermediate (R₁₀ = cyano):

Copper(I)cyanide (7.2 g, 80.8 mmole) was combined with 2-bromo-5-nitroanisole (I) (15 g, 64.6
 10 mmole) in NMP (70 mL) and heated to $150\text{ }^\circ\text{C}$ overnight under an N_2 atmosphere. The mixture was treated with Celite, cooled to room temperature, then diluted with EtOAc and 1.0 N NaOH and allowed to stir for 15 minutes. The heterogeneous mixture was filtered through a pad of
 15 Celite with EtOAc, the phases were separated, and the aqueous phase was washed 3 times with EtOAc. The combined organics were washed sequentially with 1.0 N NaOH, water, and brine, then dried over Na_2SO_4 , filtered and concentrated *in vacuo*. The crude product was
 20 dissolved in CH_2Cl_2 , filtered through a short pad of silica gel to remove solids and most colored impurities, then concentrated *in vacuo* to give II (10.41 g, 90%) as a brownish-orange solid.

^1H NMR (500 MHz, CDCl_3): 7.90 (d, 1H); 7.84 (s, 1H); 7.77
 25 (d, 1H); 4.07 (s, 3H).

To a room temperature solution of II (7.2 g, 40.4 mmoles) in EtOAc-EtOH (220-15 mL) was added 10% Pd/C (1.8 g) resulting in a heterogeneous black mixture. The reaction was placed under 1 atmosphere (balloon) of H_2 ,

-66-

warmed to 50°C, and stirred overnight. Reaction was cooled to room temperature, the catalyst was removed via filtration, and the filtrate was concentrated *in vacuo* to give **III** (5.56 g, 93%) as a crystalline solid.

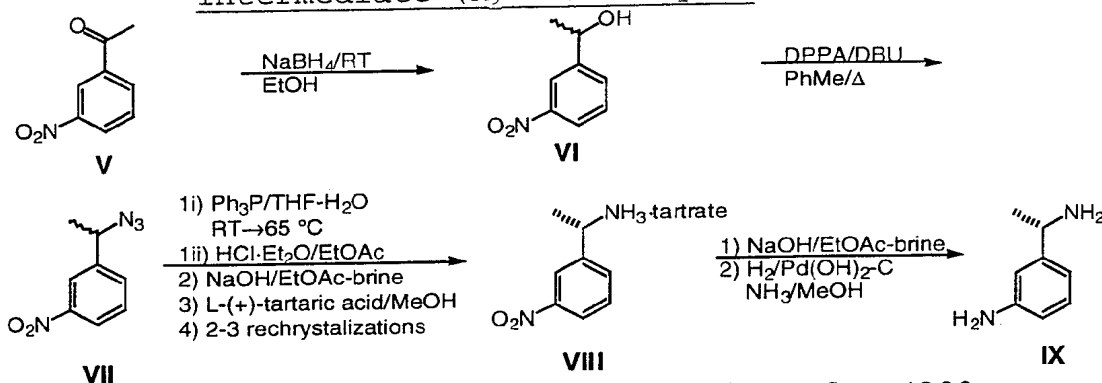
5 ¹H NMR (500 MHz, CDCl₃): 7.29 (d, 1H); 6.22 (d, 1H); 6.17 (s, 1H); 4.20 (broad s, 2H); 3.85 (s, 3H).

To a room temperature, biphasic mixture of phenyl chloroformate (1.6 mL, 12.82 mmoles) in EtOAc (20 mL) and sat. NaHCO₃ (~1M, 16 mL) was added **III** (950 mg, 10 6.41 mmoles) as a solution in EtOAc (10 mL) over a 10 minute period. The resulting heterogeneous mixture was stirred at room temperature for 30 minutes and then the phases were separated. The organic phase was washed with brine, dried over Na₂SO₄, filtered through a pad of silica 15 gel with EtOAc, and concentrated *in vacuo* to give a thick oil. The resulting oil was diluted in toluene (30 mL) and treated with hexanes (30 mL) resulting in a thick precipitate. This mixture was stirred for 30 minutes, filtered, solids washed with 1:1 toluene:hexanes, then 20 hexanes alone, and dried to constant weight under high vacuum to give **IV** (1.65 g, 96%) as a white powder.

¹H NMR (500 MHz, dmsO-d₆): 10.76 (s, 1H); 7.69 (d, 1H); 7.44 (d, 1H); 7.40 (d, 1H); 7.26 (m, 3H); 7.15 (d, 1H); 3.85 (s, 3H).

-67-

B. Preparation of the right hand side coupling

intermediate ($R_9 = S\text{-methyl}$):

5 To a room temperature solution of **V** (200 g, 1.21 moles) in EtOH (2 L) was added NaBH₄ (50.3 g, 1.33 moles) portionwise over 30 minutes, not allowing the internal temperature to rise over 40°C. The reaction was allowed to stir at room temperature for 4 hours. It was

10 then quenched with water (~100 mL), concentrated *in vacuo*, diluted with EtOAc, washed twice with water, once with sat. NaHCO₃, dried over MgSO₄, filtered, and concentrated in *vacuo* to give **VI** (191.7 g, 95%) as a yellowish power.

15 ¹H NMR (500 MHz, CDCl₃): 8.21 (s, 1H); 8.09 (d, 1H); 7.70 (d, 1H); 7.49 (dd, 1H); 5.01 (dd, 1H); 2.45 (s, 1H); 1.52 (d, 3H).

To a room temperature solution of **VI** (181 g, 1.08 moles) was added DPPA (250 mL, 1.16 moles) at a rate

20 slow enough to keep the reaction temperature under 45°C. Once the addition of DPPA was complete, the mixture was treated with DBU (177 mL, 1.18 moles) at a rate slow enough to keep the reaction temperature under 45°C. Upon complete addition, the reaction was warmed to 60°C and

25 maintained at that temperature overnight. The resulting biphasic mixture was cooled to room temperature, washed sequentially with water, then 0.5 M HCl. The organic

-68-

phase was dried over Na_2SO_4 , filtered, and concentrated *in vacuo* to give a yellow-green oil that was not purified further.

^1H NMR (500 MHz, CDCl_3): 8.21 (s, 1H); 8.18 (d, 1H); 7.68
5 (d, 1H); 7.56 (q, 1H); 4.76 (dd, 1H); 1.59 (d, 3H).

To a room temperature solution of **VII** (8.17 g, 42.51 mmol) in THF-water (80 mL-10 mL) was added Ph_3P (12.3 g, 46.76 mmol) as a solution in THF (20 mL) over a 10 minute period. Nitrogen evolution was immediate and
10 constant throughout the addition. The reaction was then heated to 65°C overnight, then cooled to room temperature. The crude mixture was concentrated *in vacuo*, diluted with EtOAc, washed with brine, dried over Na_2SO_4 , and filtered. The resulting filtrate was treated
15 with 1 N HCl/Et₂O at room temperature over a 10 minute period resulting in precipitate formation. The mixture was stirred at room temperature for 15 minutes, then filtered. The solids were washed with Et₂O to give a yellow powder. The crude amine hydrochloride salt was
20 suspended in brine/EtOAc, and treated with 10 N NaOH (5 mL, 50 mmol) at room temperature. The resulting mixture was stirred at room temperature until all solids were dissolved. The phases were separated, the aqueous phase was washed with EtOAc twice, the combined organic
25 phases were washed with brine, dried over Na_2SO_4 , filtered, and concentrated *in vacuo*. The crude amine was diluted in MeOH (50 mL) and added to a refluxing solution of L-(+)-tartaric acid (5.33 g, 35.33 mmol) in MeOH (450 mL). A precipitate formed immediately and was then
30 dissolved in the MeOH mixture upon refluxing for 15 minutes. The internal temperature was lowered to 50°C and maintained there overnight. The internal temperature

-69-

was then lowered to 30°C and maintained for another 24 hours followed by another 24 hours at room temperature. The resulting crystals (spikes) were filtered, washed with MeOH and Et₂O, and the mother liquor discarded. The
5 resulting crystals were dissolved in 200 mL of refluxing MeOH, cooled slowly as described above, filtered, and washed with MeOH, then Et₂O to give the first crop of **VIII** (2.21 g, 20%) as a white solid. The mother liquor was concentrated *in vacuo*, solids dissolved in 50 mL of
10 refluxing MeOH, cooled as above, filtered, and washed with MeOH and Et₂O to give a second crop of **VIII** (1.50 g, 13%) as a white solid. The optical purity was determined on the corresponding phenyl carbamate of each crop to be >97% ee.

15 Enantiomeric excesses were determined using a Chiralcel OD column (0.46cmx25cm) made by Daicel Chemical Industries and purchased from Chiral Technologies. The mobile phase employed was a 70:30 hexane:IPA mixture in an isocratic run out to 65 minutes at 0.8 ml/min flow
20 rate using a 3-4 µl injection of a 1-2 mg/ml solution of the phenyl carbamate dissolved in above mentioned hexane:IPA mixture. The desired S-methyl enantiomer elutes first at ~47.2 minutes while the undesired R-methyl enantiomer comes off at ~51.7 minutes while
25 monitoring at 214, 254, 280nm wavelength.

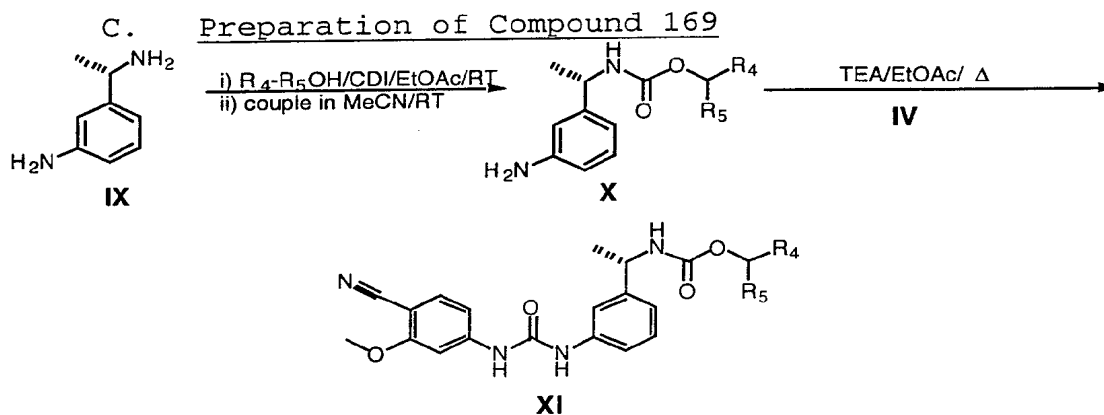
All samples were run on a Hewlett Packard Series 1050 HPLC with a diode array detector.

To a heterogeneous suspension of **VIII** (1.11 g, 3.51 mmoles) in EtOAc (20 mL) and brine (20 mL) was added
30 10 N NaOH (0.77 mL, 7.72 mmoles) at room temperature. The resulting mixture was stirred at room temperature until all salts had dissolved. The phases were then

-70-

separated, and the aqueous phase washed with EtOAc. The combined organic phases were washed with brine, dried over Na₂SO₄, filtered, and concentrated *in vacuo*. The crude nitro-benzylamine was diluted in 7M NH₃-MeOH (20 mL), 20% Pd(OH)₂-C added, and placed under 45 psi of H₂ for 5 hours. The resulting mixture was filtered to remove the catalyst, concentrated *in vacuo*, azeotroped once with CH₂Cl₂, then placed under high vacuum to give **IX** (455mg, 95%) as a waxy white solid.

¹H NMR (500 MHz, dmsO-d₆): 6.91 (dd, 1H); 6.56 (s, 1H); 6.50 (d, 1H); 6.38 (d, 1H); 4.90 (broad s, 2H); 3.82 (q, 1H); 3.31 (broad s, 2H); 1.18 (d, 3H).



To a room temperature solution of 3-(R)-hydroxy pentanitrile (212 mg, 2.14 mmoles) was added CDI (521mg, 3.21 mmoles) in one portion. The resulting mixture was stirred at room temperature for 1 hour, then treated with solid silica gel. The heterogeneous mixture was stirred vigorously for 10 minutes, filtered through a short pad of silica gel with 4:1 EtOAc:IPA, concentrated *in vacuo*, azeotroped twice with MeCN, then combined with **IX** (350 mg, 2.57 mmoles) in MeCN (2 mL) and stirred at room temperature for 1 day. The resulting mixture was diluted with EtOAc, washed with water and then brine, dried over

-71-

Na₂SO₄, filtered, concentrated, and flash chromatographed (silica gel, 1/2?1/3?0/1 hexanes/EtOAc?4/1 EtOAc/IPA) to give **X** (472 mg, 84%) as a clear, thick oil.

¹H NMR (500 MHz, dms_o-d₆): 7.73 (d, 1H); 6.94 (dd, 1H);
5 6.51 (s, 1H); 6.47 (d, 1H); 6.38 (d, 1H); 4.98 (broad s,
2H); 4.67 (m, 1H); 4.49 (m, 1H); 2.82 (m, 2H); 1.62 (m,
2H); 1.27 (d, 3H); 0.89 (dd, 3H).

To a room temperature solution of **X** (470 mg, 1.80 mmoles) in EtOAc (5 mL) was added **IV** (440 mg, 1.63
10 mmoles) and TEA (0.23 mL, 1.63 mmoles). The resulting mixture was heated to reflux and stirred at that temperature for 6 hours. The resulting crude mixture was cooled to room temperature, diluted with EtOAc, washed with brine/1N HCl, followed by brine alone, dried over
15 Na₂SO₄, filtered, concentrated *in vacuo*, and flash chromatographed (silica gel, 1/1?1/2?1/3?1/4?0/1 hexanes/EtOAc?4/1 EtOAc/IPA) to give **169** (740 mg, 100%) as a white, foamy solid.

¹H NMR (500 MHz, dms_o-d₆): 9.21 (s, 1H); 8.84 (s, 1H);
20 7.93 (d, 1H); 7.59 (d, 1H); 7.51 (s, 1H); 7.41 (s, 1H);
7.29 (d, 1H); 7.23 (dd, 1H); 7.01 (d, 1H); 6.92 (d, 1H);
4.69 (m, 1H); 4.63 (m, 1H); 3.89 (s, 3H); 2.82 (m, 2H);
2.62 (m, 2H); 1.31 (d, 3H); 0.90 (t, 3H)

EXAMPLE 3

25 IMPDH Activity Inhibition Assay

IMP dehydrogenase activity was assayed following an adaptation of the method first reported by Magasanik. [B. Magasanik et al., J. Biol. Chem., 226, p. 339 (1957), the disclosure of which is herein
30 incorporated by reference]. Enzyme activity was measured spectrophotometrically, by monitoring the increase in absorbance at 340 nm due to the formation of NADH (?340

-72-

is $6220 \text{ M}^{-1} \text{ cm}^{-1}$). The reaction mixture contained 0.1 M potassium phosphate 8.0, 0.5 mM EDTA, 2 mM DTT, 200 μM IMP and enzyme (IMPDH human type II) at a concentration of 15 to 50 nM. This solution is incubated at 37°C for 5 10 minutes. The reaction is started by adding NAD to a final concentration of 200 μM and the initial rate is measured by following the linear increase in absorbance at 340 nm for 10 minutes. For reading in a standard spectrophotometer (path length 1 cm) the final volume in 10 the cuvette is 1.0 ml. The assay has also been adapted to a 96 well microtiter plate format; in this case the concentrations of all the reagents remain the same and the final volume is decreased to 200 μl .

For the analysis of inhibitors, the compound in 15 question is dissolved in DMSO to a final concentration of 20 mM and added to the initial assay mixture for preincubation with the enzyme at a final volume of 2- 5% (v/v). The reaction is started by the addition of NAD, and the initial rates measured as above. K_i 20 determinations are made by measuring the initial velocities in the presence of varying amounts of inhibitor and fitting the data using the tight-binding equations of Henderson (Henderson, P. J. F. (1972) Biochem. J. 127, 321].

25 These results are shown in Table 2. Category "A" indicates a K_i of 10 nM or less, category "B" indicates a K_i of greater than 10 and less than 50 nM, category "C" indicates a K_i of 50 nM or greater, "ND" indicates inhibitory activity was not determined.

-73-

Table 2. IMPDH inhibitory activity.

Cmpd	K _i (nM)	Cmpd	K _i (nM)	Cmpd	K _i (nM)	Cmpd	K _i (nM)
1	A	48	A	95	A	142	B
2	A	49	A	96	B	143	ND
3	A	50	A	97	B	144	ND
4	A	51	A	98	B	145	ND
5	A	52	A	99	B	146	ND
6	A	53	A	100	B	147	ND
7	A	54	A	101	A	148	ND
8	A	55	A	102	A	149	ND
9	A	56	A	103	C	150	ND
10	A	57	A	104	B	151	ND
11	A	58	A	105	A	152	ND
12	A	59	A	106	C	153	ND
13	A	60	A	107	C	154	ND
14	A	61	A	108	C	155	ND
15	A	62	A	109	C	156	ND
16	A	63	A	110	C	157	B
17	A	64	ND	111	C	158	B
18	A	65	A	112	C	159	A
19	A	66	A	113	C	160	C
20	A	67	A	114	C	161	A
21	A	68	A	115	C	162	B
22	A	69	A	116	C	163	B
23	A	70	A	117	C	164	B
24	A	71	A	118	C	165	C
25	A	72	A	119	C	166	C
26	A	73	A	120	C	167	C
27	A	74	A	121	ND	168	B
28	A	75	A	122	C	169	A
29	A	76	A	123	C	170	A
30	A	77	A	124	C	171	C
31	A	78	A	125	C	172	C
32	A	79	A	126	C	172	C
33	A	80	A	127	C	173	C
34	A	81	B	128	C	174	C
35	B	82	C	129	C	175	C
36	A	83	B	130	C	176	C
37	A	84	B	131	C	177	C
38	A	85	C	132	C	178	C
39	A	86	B	133	B	179	C
40	A	87	A	134	B	180	B
41	A	88	A	135	C	181	A
42	A	89	A	136	C	182	C
43	A	90	A	137	C	183	B
44	A	91	A	138	A	184	B
45	A	92	A	139	C	185	B

-74-

<u>Compd</u>	<u>Ki</u> (<u>nM</u>)	<u>Compd</u>	<u>Ki</u> (<u>nM</u>)	<u>Compd</u>	<u>Ki</u> (<u>nM</u>)	<u>Compd</u>	<u>Ki</u> (<u>nM</u>)
46	A	93	B	140	C	186	C
4	A	94	A	141	B	187	B

Other compounds of this invention will also have IMPDH inhibitory activity.

EXAMPLE 4

5

Cellular Assays

A. Isolation of peripheral blood mononuclear cells (PBMCs): Human venous blood was drawn from normal healthy volunteers using heparin as an anti-coagulant. PBMCs were isolated from blood by centrifugation over
10 Ficoll-paque gradient or CPT tubes (Becton-Dickinson) using standard conditions. PBMCs were harvested, washed and re-suspended in complete RPMI, counted and diluted to 1×10^6 cells/mL.

15

B. PBMC and splenocyte proliferation assays:

5×10^4 cells (for human PBMC T cells) or 1×10^5 cells (for human PBMC B cells) were added per well of a 96-well plate. For T-cell assays, phyto-hemagglutinin (PHA) was added to a final concentration of 10-20 $\mu\text{g/mL}$
20 per well for cell. For B-cell assays, *Staphylococcal* protein A (SPAS) was added to a final concentration of 2 $\mu\text{g/mL}$ per well.

Serial 4-fold dilutions of inhibitor stocks were made in complete RPMI and added to cells such that
25 the final concentration of compounds ranged from 20 μM to 20 nM, while DMSO was maintained at a final concentration of 0.1%. The cells were then incubated for 3 days. All samples were tested in triplicate. Tritiated thymidine (0.4 $\mu\text{Ci/well}$) was added for the last 24 hours of the

-75-

assay. The cells were harvested onto Betaplate filters and counted in a scintillation counter. Concentrations of compounds required to inhibit proliferation of cells by 50% (IC₅₀ values) were calculated using the SoftMax Pro™ (Molecular Devices) computer software package.

The results of these assays are shown in Table 3. Category "A" indicates a IC₅₀ of 100 nM or less, category "B" indicates a IC₅₀ of greater than 100 and less than 1000 nM, category "C" indicates a IC₅₀ of 1000 nM or greater, "ND" indicates inhibitory activity was not determined in the indicated cellular assay.

Table 3. Cellular Activity

Cmpd	T- cell		Cmpd	T- cell		Cmpd	T- cell		Cmpd	T- cell	
	B	A		B	A		B	A		B	A
	IC ₅₀	(IC ₅₀)		IC ₅₀	(IC ₅₀)		IC ₅₀	(IC ₅₀)		IC ₅₀	(IC ₅₀)
	(nM)	(nM)		(nM)	(nM)		(nM)	(nM)		(nM)	(nM)
1	B	A	48	B	B	95	ND	ND	143	ND	ND
2	B	B	49	B	B	96	ND	ND	144	ND	ND
3	B	B	50	C	C	97	ND	ND	145	ND	ND
4	C	C	51	B	B	98	A	A	146	ND	ND
5	C	C	52	C	C	99	B	B	147	ND	ND
6	B	B	53	ND	ND	100	B	B	148	ND	ND
7	B	B	54	ND	ND	101	A	A	149	ND	ND
8	B	B	55	ND	ND	102	B	B	150	ND	ND
9	B	B	56	ND	B	103	B	A	151	ND	ND
10	B	C	57	B	B	104	A	A	152	ND	ND
11	B	B	58	B	B	105	B	B	153	ND	ND
12	B	B	59	C	B	106	A	A	154	ND	ND
13	B	B	60	B	B	107	B	B	155	ND	ND
14	C	B	61	B	B	108	B	A	156	ND	ND
15	B	B	62	B	B	109	B	B	157	A	A
16	C	C	63	B	B	110	B	A	158	C	B
17	B	C	64	ND	ND	111	B	B	159	B	B
18	C	C	65	B	B	112	C	C	160	ND	ND
19	B	B	66	C	C	113	C	C	161	ND	ND
20	B	B	67	B	B	114	C	C	162	B	B
21	B	C	68	B	B	115	C	C	163	A	A
22	B	B	69	B	B	116	C	C	164	B	B
23	A	A	70	C	C	117	C	C	165	ND	ND
24	C	C	71	C	C	118	B	B	166	B	B
25	B	B	72	B	B	119	B	B	167	ND	ND

-76-

Cmpd T-	B-	Cmpd T-	B-	Cmpd T-	B-	Cmpd T-	B-				
cell	cell	cell	cell	cell	cell	cell	cell				
E	E	E	E	E	E	E	E				
(IC50)	(IC50)	(IC50)	(IC50)	(IC50)	(IC50)	(IC50)	(IC50)				
26	A	A	73	C	C	120	C	C	168	B	B
27	A	A	74	C	C	121	ND	ND	169	A	A
28	B	B	75	B	B	122	C	C	170	B	B
29	A	A	76	A	A	123	C	C	171	B	A
30	C	B	77	B	B	125	B	B	172	C	C
31	ND	ND	78	B	B	126	C	C	173	C	B
32	B	A	79	B	B	127	C	C	174	C	B
33	B	B	80	B	A	128	E	E	175	C	C
34	C	B	81	B	B	129	B	B	176	C	C
35	B	B	82	B	B	130	E	E	177	ND	ND
36	C	C	83	B	B	131	B	B	178	ND	ND
37	B	B	84	B	B	132	E	E	179	C	C
38	B	B	85	ND	ND	133	ND	ND	180	B	C
39	B	B	86	C	C	134	E	E	181	A	A
40	C	B	87	A	A	135	ND	ND	182	C	B
41	B	B	88	B	B	136	ND	ND	183	B	B
42	B	B	89	A	A	137	ND	ND	184	B	B
43	B	B	90	B	B	138	E	E	185	B	A
44	B	B	91	C	C	139	ND	ND	186	ND	ND
45	B	B	92	B	B	140	ND	ND	187	B	A
46	B	B	93	ND	ND	141	ND	ND			
47	B	B	94	ND	ND	142	ND	ND			

EXAMPLE 5

Anti-Viral Assays

The anti-viral efficacy of compounds may be evaluated in various in vitro and in vivo assays. For example, compounds may be tested in in vitro viral replication assays. In vitro assays may employ whole cells or isolated cellular components. In vivo assays include animal models for viral diseases. Examples of such animal models include, but are not limited to, rodent models for HBV or HCV infection, the Woodchuck model for HBV infection, and chimpanzee model for HCV infection.

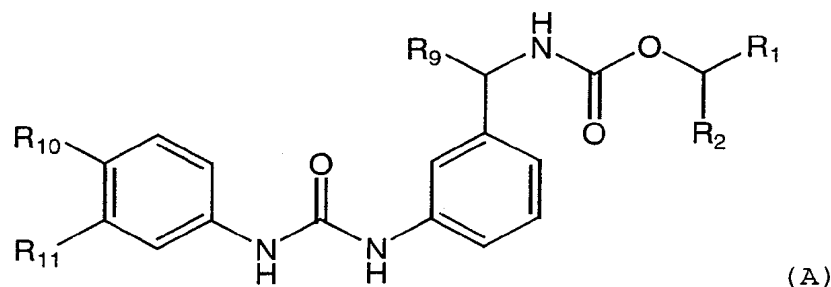
-77-

While we have hereinbefore presented a number of embodiments of this invention, it is apparent that our basic construction can be altered to provide other embodiments which utilize the methods of this invention. 5 Therefore, it will be appreciated that the scope of this invention is to be defined by the claims appended hereto rather than the specific embodiments which have been presented hereinbefore by way of example.

CLAIMS

We claim:

1. A compounds of formula (A):



wherein:

each of R_1 and R_2 is

independently selected from hydrogen; $-CF_3$; $-(C_1-C_6)$ -straight or branched alkyl; $-(C_2-C_6)$ -straight or branched alkenyl or alkynyl; $-(C_1-C_6)$ -straight or branched alkyl- R_7 ; $-[(C_2-C_6)$ -straight or branched alkenyl or alkynyl]- R_7 or $-R_7$; and wherein at least one of R_1 or R_2 is $-(C_1-C_6)$ -straight or branched alkyl- R_7 ; $-[(C_2-C_6)$ -straight or branched alkenyl or alkynyl]- R_7 or $-R_7$

wherein up to 4 hydrogen atoms in any of said alkyl, alkenyl or alkynyl are optionally and independently replaced by R_3 ; and

wherein one or both of R_1 or R_2 are optionally esterified to form a prodrug; or

wherein R_1 and R_2 are alternatively taken together to form tetrahydrofuranyl, wherein when R_9 is hydrogen, (R)-methyl, (R)-ethyl or (R)-hydroxymethyl, one hydrogen atom in said tetrahydrofuran is replaced by $-OR_6$ or $-R_7$, and wherein when R_9 is (S)-methyl, (S)-ethyl or (S)-hydroxymethyl, one hydrogen atom

-79-

in said tetrahydrofuran is optionally replaced by $-OR_6$ or $-R_7$;

wherein when R_9 is hydrogen, (R)-methyl, (R)-ethyl or (R)-hydroxymethyl and each of R_1 and R_2 are independently hydrogen, unsubstituted $-(C_1-C_6)-$ straight or branched alkyl, or unsubstituted $-(C_2-C_6)-$ straight or branched alkenyl or alkynyl, then the portion of the compound represented by $-CH(R_1)R_2$ is a C_5-C_{12} straight or branched alkyl, alkenyl or alkynyl;

each R_3 is independently selected from halo, CN, $-OR_4$, or $-N(R_5)_2$;

R_4 is selected from hydrogen, $-(C_1-C_6)-$ straight or branched alkyl, $-(C_2-C_6)-$ straight or branched alkenyl or alkynyl, $-[(C_1-C_6)-$ straight or branched alkyl] $-R_7$, $-[(C_2-C_6)-$ straight or branched alkenyl or alkynyl] $-R_7$, $-C(O)-[(C_1-C_6)-$ straight or branched alkyl], $-C(O)-[(C_2-C_6)-$ straight or branched alkenyl or alkynyl], $-C(O)-[(C_1-C_6)-$ straight or branched alkyl] $-N(R_8)_2$, $-C(O)-[(C_2-C_6)-$ straight or branched alkenyl or alkynyl] $-N(R_8)_2$, $-P(O)(OR_8)_2$, $-P(O)(OR_8)(R_8)$, $-C(O)-R_7$, $-S(O)_2N(R_5)_2$, $-[(C_1-C_6)-$ straight or branched alkyl] $-CN$, or $-[(C_2-C_6)-$ straight or branched alkenyl or alkynyl] $-CN$;

each R_5 is independently selected from hydrogen, $-(C_1-C_6)-$ straight or branched alkyl, $-(C_2-C_6)-$ straight or branched alkenyl or alkynyl, $-[(C_1-C_6)-$ straight or branched alkyl] $-R_7$, $-[(C_2-C_6)-$ straight or branched alkenyl or alkynyl] $-R_7$, $-[(C_1-C_6)-$ straight alkyl] $-CN$, $-[(C_2-C_6)-$ straight or branched alkenyl or alkynyl] $-CN$, $-[(C_1-C_6)-$ straight or branched alkyl] $-OR_4$, $-[(C_2-C_6)-$ straight or branched alkenyl or alkynyl] $-OR_4$, $-C(O)-(C_1-C_6)-$ straight or branched alkyl, $-C(O)-[(C_2-C_6)-$ straight or branched alkenyl or alkynyl], $-C(O)-R_7$,

-80-

-C(O)O-R₇, -C(O)O-(C₁-C₆)-straight or branched alkyl,
 -C(O)O-[(C₂-C₆)-straight or branched alkenyl or alkynyl],
 -S(O)₂-(C₁-C₆)-straight or branched alkyl, or -S(O)₂-R₇; or
 two R₅ moieties, when bound to the same nitrogen atom, are
 taken together with said nitrogen atom to form a 3 to 7-
 membered heterocyclic ring, wherein said heterocyclic
 ring optionally contains 1 to 3 additional heteroatoms
 independently selected from N, O, S, S(O) or S(O)₂;

R₆ is selected from -C(O)-CH₃,
 -CH₂-C(O)-OH, -CH₂-C(O)-O-tBu, -CH₂-CN, or -CH₂-C≡CH;

each R₇ is a monocyclic or
 bicyclic ring system wherein in said ring system:

- i. each ring comprises 3 to 7 ring atoms
independently selected from C, N, O or S;
- ii. no more than 4 ring atoms are selected
from N, O or S;
- iii. any CH₂ is optionally replaced with C(O);
- iv. any S is optionally replaced with S(O) or
S(O)₂;

each R₈ is independently selected from hydrogen or
 -[C₁-C₄]-straight or branched alkyl;

wherein in any ring system in said compound up to 3
 hydrogen atoms bound to the ring atoms are optionally and
 independently replaced with halo, hydroxy, nitro, cyano,
 amino, (C₁-C₄)-straight or branched alkyl; O-(C₁-C₄)-
 straight or branched alkyl, (C₂-C₄)-straight or branched
 alkenyl or alkynyl, or O-(C₂-C₄)-straight or branched
 alkenyl or alkynyl; and

wherein any ring system is
 optionally benzofused;

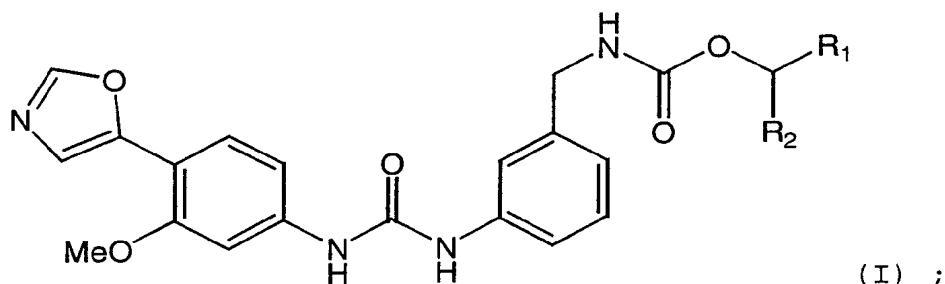
-81-

R_9 is selected from hydrogen, (R)-methyl, (S)-methyl, (R)-ethyl, (S)-ethyl, (R)-hydroxymethyl or (S)-hydroxymethyl;

R_{10} is selected from -C=N or 5-oxazolyl; and

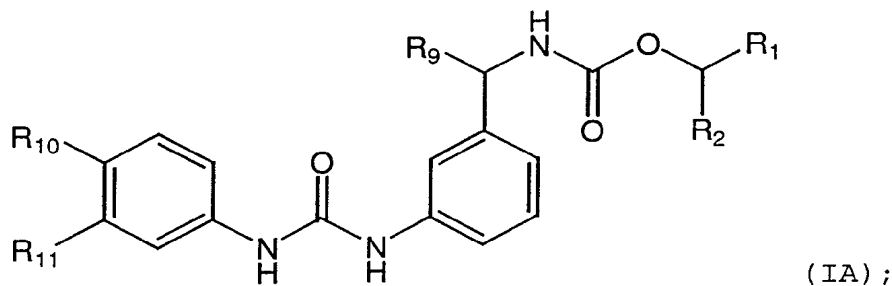
R_{11} is selected from halo, -O-(C₁-C₃) straight alkyl, or -O-(C₂-C₃) straight alkenyl or alkynyl.

2. The compound according to claim 1, wherein said compound has the formula (I):



wherein R_1 and R_2 are as defined in claim 1.

3. The compound according to claim 1, wherein said compound has the formula (IA):



wherein R_9 is selected from (R)-methyl, (S)-methyl, (R)-ethyl, (S)-ethyl, (R)-hydroxymethyl or (S)-hydroxymethyl; and

R_1 and R_2 are as defined in claim 1.

-82-

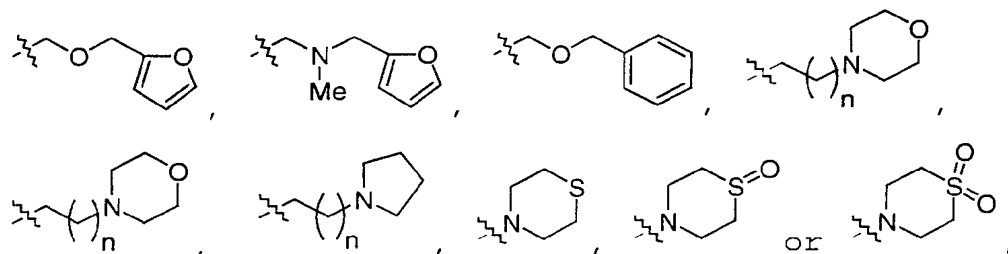
4. The compound according to claim 3, wherein R_9 is selected from (S)-methyl, (S)-ethyl, or (S)-hydroxymethyl methyl.

5. The compound according to claim 4, wherein R_9 is (S)-methyl.

6. The compound according to claim 3, wherein R_{11} is selected from O-methyl, O-ethyl or O-isopropyl.

7. The compound according to claim 1, wherein:

at least one of R_1 or R_2 is selected from hydrogen, methyl, ethyl, n-propyl, isopropyl, n-butyl, t-butyl, n-pentyl, phenyl, pyridyl, $-\text{CH}_2\text{OCH}_3$, $-\text{CH}_2\text{CN}$, $-\text{CH}_2\text{OCH}_2\text{CH}_2\text{CN}$, $-\text{CH}_2\text{C}(\text{CH}_3)_2\text{CH}_2\text{CH}_2\text{CN}$, $-\text{CH}_2\text{C}(\text{CH}_2\text{CH}_3)_2\text{CH}_2\text{CH}_2\text{CN}$, $-\text{CH}_2\text{CH}_2\text{CN}$, $-\text{CH}_2\text{N}(\text{CH}_2\text{CH}_2\text{CN})_2$, $-\text{CH}_2\text{N}(\text{CH}_3)\text{CH}_2\text{CH}_2\text{CN}$, $-\text{CH}(\text{NH}_2)\text{CH}_2\text{CN}$, $-\text{CH}_2\text{Cl}$, $-\text{CH}_2\text{OH}$, $-\text{CH}_2\text{CH}_2\text{OH}$, $-\text{CH}_2\text{CH}_2\text{OH}$, $-\text{CH}_2\text{CH}_2\text{CH}_2\text{CH}_2\text{OH}$, $-\text{CH}_2\text{CH}_2\text{OC}(\text{O})\text{CH}_3$, $-\text{CH}_2\text{CH}_2\text{OC}(\text{O})\text{CH}_2\text{NH}_2$, $-\text{CH}_2\text{CH}_2\text{NHCH}_3$, $-\text{CH}_2\text{CH}_2\text{N}(\text{CH}_3)_2$, $-\text{CH}_2\text{N}(\text{CH}_2\text{CH}_3)_2$, $-\text{CH}_2\text{CH}_2\text{N}(\text{CH}_2\text{CH}_3)_2$, $-\text{CH}_2\text{CH}_2\text{CH}_2\text{N}(\text{CH}_3)_2$, $-\text{CH}_2\text{CH}_2\text{CH}_2\text{N}^+(\text{CH}_3)_3$, $-\text{CH}_2\text{OCH}_2\text{CH}(\text{CH}_3)_2$, $-\text{CH}_2\text{CH}_2\text{N}(\text{CH}_3)\text{C}(\text{O})\text{OC}(\text{CH}_3)_3$, $-\text{CH}_2\text{N}(\text{CH}_2\text{CH}_2\text{CN})\text{CH}_2\text{CH}(\text{CH}_3)_2$, $-\text{CH}(\text{CH}_2\text{CN})\text{N}(\text{CH}_3)_2$, $-\text{CH}_2\text{CH}(\text{CH}_2\text{CN})\text{NHC}(\text{O})\text{OC}(\text{CH}_3)_3$,



wherein n is 0 or 1.

8. The compound according to claim 2, wherein R_1 and R_2 are taken together to form a 3-tetrahydrofuranyl

-83-

moiety that is substituted at the 5 position by $-OR_6$.

9. The compound according to claim 3, wherein one of R_1 or R_2 is selected from hydrogen, ethyl or phenyl; and the other of R_1 or R_2 is selected from $-CH_2OH$, $-CH_2CN$, $-CH_2CH_2CN$ or $CH_2N(CH_2CH_3)_2$; or wherein R_1 and R_2 are taken together to form a 3-tetrahydrofuranyl moiety.

10. The compound according to claim 1, wherein said compound is selected from any one of compounds 1 to 187 in Table 1.

11. The compound according to claim 10, wherein said compound is selected from any one of compounds 1, 23, 26, 27, 29, 32, 76, 80, 87, 89, 98, 101, 103, 104, 106, 108, 110, 157, 163, 169, 171, 181, 185, 186 or 187 in Table 1.

12. A composition comprising a compound according to claim 1 in an amount effective to inhibit IMPDH and a pharmaceutically acceptable carrier, adjuvant or vehicle.

13. The composition according to claim 12, further comprising of this invention comprise a compound an additional agent selected from an immunosuppressant, an anti-cancer agent, an anti-viral agent, anti-inflammatory agent, antifungal agent, antibiotic, or an anti-vascular hyperproliferation compound.

14. A method of treating or preventing an IMPDH-mediated disease or condition in a mammal

-84-

comprising the step of administering to said mammal a composition according to claim 12 or 13.

15. The method according to claim 14, wherein said IMPDH-mediated disease or condition is selected from transplant rejection, graft versus host disease, an autoimmune disease.

16. The method according to claim 14, wherein said mammal is administered an additional immunosuppressant in a separate dosage form or as part of said composition.

17. A method for inhibiting viral replication in a mammal comprising the step of administering to said mammal a composition according to claim 12 or 13.

18. The method according to claim 17, wherein said mammal is suffering from a viral infection caused by a virus selected from orthomyxovirus, paramyxovirus, herpesvirus, retrovirus, flavivirus, pestivirus, hepatotropic virus, bunyavirus, Hantaan virus, Caraparu virus, human papilloma virus, encephalitis virus, arena virus, reovirus, vesicular stomatitis virus, rhinovirus, enterovirus, Lassa fever virus, togavirus, poxvirus, adenovirus, rubiola, or rubella is inhibited.

19. The method according to claim 17, wherein said mammal is administered an additional anti-viral agent in a separate dosage form or as part of said composition.

20. A method for inhibiting vascular cellular

-85-

hyperproliferation in a mammal comprising the step of administering to said mammal a composition according to claim 12 or 13.

21. The method according to claim 20, wherein said method is useful in treating or preventing restenosis, stenosis, arteriosclerosis or other hyperproliferative vascular disease.

22. The method according to claim 20, wherein said mammal is administered an additional anti-vascular hyperproliferative agent in a separate dosage form or as part of said composition.

23. A method for inhibiting tumors and cancer in a mammal comprising the step of administering to said mammal a composition according to claim 12 or 13.

24. The method according to claim 23, wherein said method is useful to treat or prevent lymphoma, leukemia and other forms of cancer.

25. The method according to claim 24, wherein said mammal is administered an additional anti-tumor or anti-cancer agent in a separate dosage form or as part of said composition.

26. A method for inhibiting inflammation or an inflammatory disease in a mammal comprising the step of administering to said mammal a composition according to claim 12 or 13.

-86-

27. The method according to claim 26, wherein said method is useful for treating or preventing osteoarthritis, acute pancreatitis, chronic pancreatitis, asthma or adult respiratory distress syndrome.

28. The method according to claim 27, wherein said mammal is administered an additional anti-inflammatory agent in a separate dosage form or as part of said composition.

INTERNATIONAL SEARCH REPORT

International application No.

PCT/US00/07129

A. CLASSIFICATION OF SUBJECT MATTER
 IPC(7) : A61K 31/421, 31/341, 31/277; C07D 263/32, 307/20; C07C 275/34
 US CL : 514/374, 471, 482; 548/236; 549/449; 558/393, 417
 According to International Patent Classification (IPC) or to both national classification and IPC

B. FIELDS SEARCHED
 Minimum documentation searched (classification system followed by classification symbols)
 U.S. : 514/374, 471, 482; 548/236; 549/449; 558/393, 417

Documentation searched other than minimum documentation to the extent that such documents are included in the fields searched

Electronic data base consulted during the international search (name of data base and, where practicable, search terms used)
 CAS ONLINE

C. DOCUMENTS CONSIDERED TO BE RELEVANT

Category *	Citation of document, with indication, where appropriate, of the relevant passages	Relevant to claim No.
X	WO 97/40028 A1 (VERTEX PHARMACEUTICALS INCORPORATED) 30 October 1997 (30.10.1997), Examples 119-122, 126, 128, 129, 131-133, 135-138, 142-144, 146, 148, 149, 152-156 and 158-161.	1,2, 7, 12-28

Further documents are listed in the continuation of Box C. See patent family annex.

* Special categories of cited documents:	"T" later document published after the international filing date or priority date and not in conflict with the application but cited to understand the principle or theory underlying the invention
"A" document defining the general state of the art which is not considered to be of particular relevance	"X" document of particular relevance; the claimed invention cannot be considered novel or cannot be considered to involve an inventive step when the document is taken alone
"E" earlier application or patent published on or after the international filing date	"Y" document of particular relevance; the claimed invention cannot be considered to involve an inventive step when the document is combined with one or more other such documents, such combination being obvious to a person skilled in the art
"L" document which may throw doubts on priority claim(s) or which is cited to establish the publication date of another citation or other special reason (as specified)	"&" document member of the same patent family
"O" document referring to an oral disclosure, use, exhibition or other means	
"P" document published prior to the international filing date but later than the priority date claimed	

Date of the actual completion of the international search 02 June 2000 (02.06.2000)	Date of mailing of the international search report 11 JUL 2000
--	--

Name and mailing address of the ISA/US Commissioner of Patents and Trademarks Box PCT Washington, D.C. 20231 Facsimile No. (703)305-3230	Authorized officer <i>Dorothy Lawrence Fox</i> Fiona T. Powers Telephone No. 703-308-1235
--	--